



MFTM 4000

ADAPTORS PRODUCTS RANGE

SUMMARY

Description Descripción	Reference Referencia	Page Página
JIC ADAPTORS		
MALE PLUG JIC (SAE J514) TAPON MACHO JIC (SAE J514)	A402500	208
FEMALE PLUG JIC (SAE J514) TAPON HEMBRA JIC (SAE J514)	A412500	208
NUT JIC (SAE J514) TUERCA JIC (SAE J514)	A432500	209
SLEEVE JIC (SAE J514) FÉRULA JIC (SAE J514)	A422500	209
STRAIGHT ADAPTOR JIC MALE 74° CONE (SAE J514) ADAPTADOR MACHO RECTO JIC ASIEN TO A 74° (SAE J514)	A502525	210
STRAIGHT BULKHEAD ADAPTOR JIC MALE 74° CONE (SAE J514) ADAPTADOR MACHO RECTO JIC ASIEN TO A 74° (SAE J514)	A502523	210
STRAIGHT ADAPTOR JIC MALE 74° CONE - JIC FEMALE 74° CONE SEAT (SAE J514) ADAPTADOR MACHO RECTO JIC ASIEN TO A 74° JIC HEMBRA ASIEN TO A 74° (SAE J514)	A522525	211
STRAIGHT ADAPTOR JIC MALE 74° CONE (SAE J514) - BSP MALE O-RING BOSS TYPE (ISO 1179-3) ADAPTADOR MACHO RECTO JIC ASIEN TO A 74° (SAE J514) - BSP MACHO TIPO O-RING BOSS (ISO 1179-3)	A502503	212
STRAIGHT ADAPTOR JIC MALE 74° CONE (SAE J514) - BSP MALE TAPERED (ISO 7) ADAPTADOR MACHO RECTO JIC ASIEN TO A 74° (SAE J514) - BSP MACHO CÓNICO (ISO 7)	A502507	213
NEW STRAIGHT ADAPTOR JIC MALE 74° CONE (SAE J514) NPTF MALE 60° CONE SEAT (SAE J514) ADAPTADOR MACHO RECTO JIC ASIEN TO A 74° (SAE J514) - MACHO NPTF 60° (SAE J514)	A502528	214
NEW STRAIGHT ADAPTOR JIC MALE BULKHEAD 74° CONE (SAE J514) NPTF MALE 60° CONE SEAT (SAE J514) ADAPTADOR MACHO PASATABIQUE RECTO JIC ASIEN TO A 74° (SAE J514) - MACHO NPTF 60° (SAE J514)	A502328	214
STRAIGHT ADAPTOR JIC MALE 74° CONE (SAE J514) - SAE MALE O-RING BOSS TYPE (SAE J1926) ADAPTADOR MACHO RECTO JIC ASIEN TO A 74° (SAE J514) - SAE MACHO TIPO O-RING BOSS (SAE J1926)	A502530	215
STRAIGHT ADAPTOR JIC MALE (SAE J514) - METRIC MALE (ISO 6149) ADAPTADOR MACHO RECTO JIC (SAE J514) - MACHO METRICO (ISO 6149)	A502519	216
STRAIGHT ADAPTOR LONG JIC MALE 74° CONE - SAE MALE O-RING BOSS TYPE (SAE J1926) ADAPTADOR MACHO RECTO LARGO JIC ASIEN TO A 74° - SAE MACHO TIPO O-RING BOSS (SAE J1926)	A502230	217
NEW STRAIGHT ADAPTOR JIC MALE 74° CONE (SAE J514) NPTF FIXED FEMALE (SAE J514) ADAPTADOR MACHO RECTO JIC ASIEN TO A 74° (SAE J514) - HEMBRA NPTF 74° (SAE J514)	A522534	217
STRAIGHT ADAPTOR JIC FEMALE 74° CONE SEAT (SAE J514) - BSP MALE O-RING BOSS TYPE (ISO 1179-3) ADAPTADOR HEMBRA RECTO JIC ASIEN TO A 74° (SAE J514) - BSP MACHO TIPO O-RING BOSS (ISO 1179-3)	A520325	218
STRAIGHT ADAPTOR JIC FEMALE 74° CONE SEAT (SAE J514) - BSP MALE TAPERED (ISO 7) ADAPTADOR HEMBRA RECTO JIC ASIEN TO A 74° (SAE J514) - BSP MACHO CÓNICO (ISO 7)	A520725	219
NEW STRAIGHT ADAPTOR NPTF MALE 60° CONE SEAT (SAE J514) JIC FEMALE 74° CONE SEAT (SAE J514) ADAPTADOR MACHO RECTO NPTF ASIEN TO A 74° (SAE J514) - HEMBRA JIC 74° (SAE J514)	A522825	220
STRAIGHT ADAPTOR SAE MALE O-RING BOSS TYPE (SAE J1926) - JIC FEMALE 74° CONE SEAT (SAE J514) ADAPTADOR MACHO RECTO SAE TIPO O-RING BOSS (SAE J1926) - JIC HEMBRA ASIEN TO A 74° (SAE J514)	A523025	220
NEW STRAIGHT ADAPTOR JIC FEMALE 74° CONE SEAT (SAE J514) NPTF FIXED FEMALE (SAE J514) ADAPTADOR MACHO RECTO JIC ASIEN TO A 74° (SAE J514) - HEMBRA FIJO NPTF (SAE J514)	A512534	221
45° ELBOW ADAPTOR JIC MALE 74° CONE - JIC FEMALE 74° CONE SEAT (SAE J514) ADAPTADOR CODO 45° JIC MACHO ASIEN TO A 74° - JIC HEMBRA ASIEN TO A 74° (SAE J514)	A552525	221
45° ELBOW BULKHEAD ADAPTOR JIC MALE 74° CONE (SAE J514) ADAPTADOR CODO 45° REFORZADO JIC MACHO ASIEN TO A 74° (SAE J514)	A532523	222
45° ELBOW ADJUSTABLE ADAPTOR JIC MALE 74° CONE (SAE J514) - BSP MALE O-RING BOSS TYPE (ISO 1179-3) ADAPTADOR AJUSTABLE CODO 45° JIC MACHO ASIEN TO A 74° (SAE J514) - BSP MACHO TIPO O-RING BOSS (ISO 1179-3)	A532509	222
45° ELBOW ADAPTOR JIC MALE 74° CONE (SAE J514) - BSP MALE TAPERED (ISO 7) ADAPTADOR CODO 45° MACHO JIC ASIEN TO A 74° (SAE J514) - BSP MACHO CÓNICO (ISO 7)	A532507	223
NEW 45° ELBOW ADAPTOR JIC MALE 74° CONE (SAE J514) NPTF MALE 60° CONE SEAT (SAE J514) ADAPTADOR CODO 45° MACHO JIC ASIEN TO A 74° (SAE J514) - MACHO NPTF 60° (SAE J514)	A532528	223
45° ELBOW ADJUSTABLE ADAPTOR JIC MALE 74° CONE (SAE J514) - SAE MALE O-RING BOSS TYPE (SAE J1926) ADAPTADOR AJUSTABLE CODO 45° JIC MACHO ASIEN TO A 74° (SAE J514) - SAE MACHO TIPO O-RING BOSS (SAE J1926)	A532531	224
90° ELBOW ADAPTOR JIC MALE 74° CONE (SAE J514) ADAPTADOR CODO 90° JIC MACHO ASIEN TO A 74° (SAE J514)	A562525	224
90° ELBOW ADAPTOR JIC MALE 74° CONE - JIC FEMALE 74° CONE SEAT (SAE J514) ADAPTADOR CODO 90° JIC MACHO ASIEN TO A 74° - JIC HEMBRA 74° (SAE J514)	A582525	225

Description Descripción	Reference Referencia	Page Página
90° ELBOW BULKHEAD ADAPTOR JIC MALE 74° CONE (SAE J514) ADAPTADOR CODO 90° PASATABIQUE JIC MACHO ASIEN TO A 74° (SAE J514)	A562523	225
90° ELBOW ADJUSTABLE ADAPTOR JIC MALE 74° CONE (SAE J514) - BSP MALE O-RING BOSS TYPE (ISO 1179-3) ADAPTADOR AJUSTABLE CODO 90° JIC MACHO ASIEN TO A 74° (SAE J514) - BSP MACHO TIPO O-RING BOSS (ISO 1179-3)	A562509	226
90° ELBOW ADAPTOR JIC MALE 74° CONE (SAE J514) - BSP MALE TAPERED (ISO 7) ADAPTADOR CODO 90° JIC MACHO ASIEN TO A 74° (SAE J514) - BSP MACHO CÓNICO (ISO 7)	A562507	227
NEW 90° ELBOW ADAPTOR JIC MALE 74° CONE (SAE J514) NPTF MALE 60° CONE SEAT (SAE J514) ADAPTADOR CODO 90° MACHO JIC ASIEN TO A 74° (SAE J514) - MACHO NPTF 60° (SAE J514)	A562528	228
NEW 90° ELBOW ADAPTOR NPTF MALE 60° CONE SEAT (SAE J514) JIC FEMALE 74° CONE SEAT (SAE J514) ADAPTADOR CODO 90° MACHO NPTF ASIEN TO A 60° (SAE J514) - HEMBRA JIC 74° (SAE J514)	A582825	228
90° ELBOW ADJUSTABLE ADAPTOR JIC MALE 74° CONE (SAE J514) - METRIC MALE (ISO 6149) ADAPTADOR AJUSTABLE CODO 90° JIC MACHO ASIEN TO A 74° (SAE J514) - MACHO METRICO (ISO 6149)	A562519	229
90° ELBOW ADAPTOR JIC MALE 74° CONE (SAE J514) - BSP MALE TAPERED LONG (ISO 7) ADAPTADOR CODO 90° JIC MACHO ASIEN TO A 74° (SAE J514) - BSP MACHO CÓNICO LARGO (ISO 7)	A562502	229
90° ELBOW ADJUSTABLE ADAPTOR JIC MALE 74° CONE (SAE J514) - SAE MALE O-RING BOSS TYPE (SAE J1926) ADAPTADOR AJUSTABLE CODO 90° JIC MACHO ASIEN TO A 74° (SAE J514) - SAE MACHO TIPO O-RING BOSS (SAE J1926)	A562531	230
NEW 90° ELBOW ADAPTOR JIC MALE 74° CONE (SAE J514) NPTF FIXED FEMALE (SAE J514) ADAPTADOR CODO 90° MACHO JIC ASIEN TO A 74° (SAE J514) - HEMBRA FIJO NPTF (SAE J514)	A582534	231
UNION TEE JIC MALE 74° CONE (SAE J514) TE MACHO JIC ASIEN TO A 74° (SAE J514)	A702525	231
BRANCH TEE JIC MALE 74° CONE - JIC FEMALE 74° CONE SEAT (SAE J514) TE MACHO JIC ASIEN TO A 74° - JIC HEMBRA ASIEN TO A 74° (SAE J514)	A712525	232
BRANCH TEE BULKHEAD JIC MALE 74° CONE (SAE J514) TE PASATABIQUE MACHO JIC ASIEN TO A 74° (SAE J514)	A782523	232
BRANCH TEE ADJUSTABLE JIC MALE 74° CONE (SAE J514) - BSP MALE O-RING BOSS TYPE (ISO 1179-3) TE AJUSTABLE MACHO JIC ASIEN TO A 74° (SAE J514) - BSP MACHO TIPO O-RING BOSS (ISO 1179-3)	A782509	233
BRANCH TEE JIC MALE 74° CONE (SAE J514) - BSP MALE TAPERED (ISO 7) TE MACHO JIC ASIEN TO A 74° (SAE J514) - BSP MACHO CÓNICO (ISO 7)	A782507	233
NEW BRANCH TEE JIC MALE 74° CONE (SAE J514) NPTF MALE 60° CONE SEAT (SAE J514) TE MACHO JIC ASIEN TO A 74° (SAE J514) - MACHO NPTF 60° (SAE J514)	A782528	234
BRANCH TEE JIC MALE 74° CONE (SAE J514) - BSP FEMALE TAPERED (ISO 7) TE MACHO JIC ASIEN TO A 74° (SAE J514) - BSP HEMBRA CÓNICA (ISO 7)	A712502	234
BRANCH TEE ADJUSTABLE JIC MALE 74° CONE (SAE J514) - SAE MALE O-RING BOSS TYPE (SAE J1926) TE AJUSTABLE MACHO JIC ASIEN TO A 74° (SAE J514) - SAE MACHO TIPO O-RING BOSS (SAE J1926)	A782531	235
RUN TEE JIC MALE 74° CONE - JIC FEMALE 74° CONE SEAT (SAE J514) TE MACHO JIC ASIEN TO A 74° - JIC HEMBRA ASIEN TO A 74° (SAE J514)	A722525	235
RUN TEE BULKHEAD JIC MALE 74° CONE (SAE J514) TE PASATABIQUE MACHO JIC ASIEN TO A 74° (SAE J514)	A762523	236
RUN TEE ADJUSTABLE JIC MALE 74° CONE (SAE J514) - BSP MALE O-RING BOSS TYPE (ISO 1179-3) TE AJUSTABLE MACHO JIC ASIEN TO A 74° - (SAE J514) BSP MACHO TIPO O-RING BOSS (ISO 1179-3)	A762509	236
RUN TEE JIC MALE 74° CONE (SAE J514) - BSP MALE TAPERED (ISO 7) TE MACHO JIC ASIEN TO A 74° (SAE J514) - BSP MACHO CÓNICO (ISO 7)	A762507	237
RUN TEE ADJUSTABLE JIC MALE 74° CONE (SAE J514) - SAE MALE O-RING BOSS TYPE (SAE J1926) TE AJUSTABLE MACHO JIC ASIEN TO A 74° (SAE J514) - SAE MACHO TIPO O-RING BOSS (SAE J1926)	A762531	237

BSP ADAPTORS

BSP ADAPTORS MACHO BOSS BSP O TAPON (ISO 1179-3)	A400300	238
MALE PLUG BSP PARALLEL 60° CONE SEAT (ISO 228) TAPON MACHO BSP PARALELO ASIEN TO A 60° (ISO 228)	A400500	238
MALE PLUG BSP PARALLEL 60° CONE SEAT DIN PROFILE (ISO 228) TAPON MACHO BSP PARALELO ASIEN TO A 60° PERFIL DIN (ISO 228)	A400500D	239
MALE PLUG BSP TAPERED (ISO 7) TAPON MACHO BSP CÓNICO (ISO 7)	A400700	239
BSPT MALE PLUG "HEXAGONAL SOCKET HEAD" (ISO 7) TAPON MACHO BSPT (ISO 7)	A400700E	240
FEMALE PLUG BSP PARALLEL 60° CONE SEAT (ISO 228) TAPON HEMBRA BSP PARALELO ASIEN TO A 60° (ISO 228)	A410500	240

SUMMARY

Description Descripción	Reference Referencia	Page Página
STRAIGHT ADAPTOR BSP MALE PARALLEL 60° CONE SEAT (ISO 228) ADAPTADOR RECTO BSP PARALELO MACHO ASIEN TO A 60° (ISO 228)	A500505	241
STRAIGHT ADAPTOR BSP MALE PARALLEL 60° CONE SEAT - BSP FEMALE 60° CONE (ISO 228) ADAPTADOR RECTO BSP MACHO PARALELO ASIEN TO A 60° - BSP HEMBRA ASIEN TO A 60° (ISO 228)	A520505	242
STRAIGHT ADAPTOR BSP MALE PARALLEL 60° CONE SEAT DIN PROFILE - BSP FEMALE 60° CONE (ISO 228) ADAPTADOR RECTO BSP MACHO PARALELO ASIEN TO A 60° PERFIL DIN - BSP HEMBRA ASIEN TO A 60° (ISO 228)	A520505D	242
NEW STRAIGHT ADAPTER BSP MALE 60° CONE SEAT (ISO 228) - NPSM SWIVEL FEMALE 60° CONE (SAE J514) ADAPTADOR RECTO BSP MACHO PARALELO ASIEN TO A 60° (ISO 228) - HEMBRA GIRATORIO 60° NPSM (SAE J514)	A520528	243
STRAIGHT ADAPTOR BSP MALE PARALLEL 60° CONE SEAT (ISO 228) - BSP MALE O-RING BOSS TYPE (ISO 1179-3) ADAPTADOR RECTO BSP MACHO PARALELO ASIEN TO A 60° (ISO 228) - BSP MACHO TIPO O-RING BOSS (ISO 1179-3)	A500503	243
STRAIGHT ADAPTOR BSP MALE PARALLEL 60° CONE SEAT (ISO 228) - BSP MALE TAPERED (ISO 7) ADAPTADOR RECTO BSP MACHO PARALELO ASIEN TO A 60° (ISO 228) - BSP MACHO CÓNICO (ISO 7)	A500507	244
NEW STRAIGHT ADAPTOR BSP MALE PARALLEL 60° CONE SEAT (ISO 228) NPTF MALE 60° CONE SEAT (SAE J514) ADAPTADOR MACHO RECTO BSP PARALELO ASIEN TO A 60° (ISO 228) - MACHO NPTF 60° (SAE J514)	A500528	245
STRAIGHT ADAPTOR BSP MALE 60° CONE SEAT (ISO 228) - SAE MALE O-RING BOSS TYPE (SAE J1926) ADAPTADOR RECTO BSP MACHO ASIEN TO A 60° (ISO 228) - SAE MACHO TIPO O-RING BOSS (SAE J1926)	A500530	246
STRAIGHT ADAPTOR BSP FEMALE 60° CONE (ISO 228) ADAPTADOR RECTO BSP HEMBRA ASIEN TO A 60° (ISO 228)	A510505	246
STRAIGHT ADAPTOR BSP FIXED FEMALE ADAPTADOR RECTO BSP FIJO HEMBRA	A510404	247
STRAIGHT ADAPTOR BSP FEMALE 60° CONE (ISO 228) - BSP MALE TAPERED (ISO 7) ADAPTADOR RECTO BSP HEMBRA ASIEN TO A 60° (ISO 228) - BSP MACHO CÓNICO (ISO 7)	A520705	247
STRAIGHT ADAPTOR BSP FEMALE 60° CONE (ISO 228) - BSP FEMALE TAPERED (ISO 7) ADAPTADOR RECTO BSP HEMBRA ASIEN TO A 60° (ISO 228) - BSP HEMBRA CÓNICA (ISO 7)	A510502	248
STRAIGHT ADAPTOR BSP MALE OR BOSS (ISO 1179-3) - BSP FEMALE 60° CONE (ISO 228) ADAPTADOR RECTO MACHO BSP O BOSS (ISO 1179-3) - BSP HEMBRA ASIEN TO A 60° (ISO 228)	A520305	248
STRAIGHT ADAPTOR BSP MALE OR BOSS (ISO 1179-39) - BSP FIXED FEMALE (ISO 1179-1) ADAPTADOR RECTO MACHO BSP O BOSS (ISO 1179-3) - FIJO HEMBRA (ISO 1179-1)	A520304	249
STRAIGHT ADAPTOR BSP MALE TAPERED (ISO 7) ADAPTADOR RECTO BSP MACHO CÓNICO (ISO 7)	A500707	250
45° ELBOW ADJUSTABLE ADAPTOR BSP MALE PARALLEL 60° CONE SEAT (ISO 228) - BSP MALE O-RING BOSS TYPE (ISO 1179-3) ADAPTADOR AJUSTABLE CODO 45° BSP MACHO PARALELO ASIEN TO A 60° (ISO 228) - BSP MACHO TIPO O-RING BOSS (ISO 1179-3)	A530509	251
45° ELBOW ADAPTOR BSP MALE PARALLEL 60° CONE SEAT (ISO 228) - BSP MALE TAPERED (ISO 7) ADAPTADOR CODO 45° BSP MACHO PARALELO ASIEN TO A 60° (ISO 228) - BSP MACHO CÓNICO (ISO 7)	A530507	251
45° ELBOW ADAPTOR BSP MALE PARALLEL 60° CONE SEAT BSP FEMALE 60° CONE (ISO 228) ADAPTADOR CODO 45° BSP MACHO PARALELO ASIEN TO A 60° BSP HEMBRA 60° (ISO 228)	A550505	252
90° ELBOW ADAPTOR BSP MALE PARALLEL 60° CONE SEAT (ISO 228) ADAPTADOR CODO 90° BSP MACHO PARALELO ASIEN TO A 60° (ISO 228)	A560505	252
45° ELBOW ADJUSTABLE ADAPTOR BSP MALE PARALLEL 60° CONE SEAT (ISO 228) - SAE MALE O-RING BOSS TYPE (SAE J1926) ADAPTADOR AJUSTABLE CODO 45° BSP MACHO PARALELO ASIEN TO A 60° (ISO 228) - SAE MACHO TIPO O-RING BOSS (SAE J1926)	A530531	253
90° ELBOW ADAPTOR BSP MALE PARALLEL 60° CONE SEAT - BSP FEMALE 60° CONE (ISO 228) ADAPTADOR CODO 90° MACHO PARALELO ASIEN TO A 60° - BSP HEMBRA 60° (ISO 228)	A580505	253
90° ELBOW ADJUSTABLE ADAPTOR BSP MALE PARALLEL 60° CONE SEAT (ISO 228) - BSP MALE O-RING BOSS TYPE (ISO 1179-3) ADAPTADOR AJUSTABLE CODO 90° BSP MACHO PARALELO ASIEN TO A 60° (ISO 228) - BSP MACHO TIPO O-RING BOSS (ISO 1179-3)	A560509	254
90° ELBOW ADAPTOR BSP MALE PARALLEL 60° CONE SEAT (ISO 228) - BSP MALE TAPERED (ISO 7) ADAPTADOR CODO 90° BSP MACHO PARALELO ASIEN TO A 60° (ISO 228) - BSP MACHO CÓNICO (ISO 7)	A560507	254
NEW 90° ELBOW ADAPTOR BSP MALE PARALLEL 60° CONE SEAT (ISO 228) NPTF MALE 60° CONE SEAT (SAE J514) ADAPTADOR CODO 90° MACHO BSP PARALELO (ISO 228) - MACHO NPTF 60° (SAE J514)	A560528	255
90° ELBOW ADJUSTABLE ADAPTOR BSP MALE PARALLEL 60° CONE SEAT (ISO 228) - SAE MALE O-RING BOSS TYPE (SAE J1926) ADAPTADOR AJUSTABLE CODO 90° BSP MACHO PARALELO ASIEN TO A 60° (ISO 228) - SAE MACHO TIPO O-RING BOSS (SAE J1926)	A560531	255
90° ELBOW ADAPTOR BSP MALE TAPERED (ISO 7) - BSP FEMALE 60° CONE (ISO 228) ADAPTADOR CODO 90° BSP MACHO CÓNICO (ISO 7) - BSP HEMBRA ASIEN TO A 60° (ISO 228)	A580705	256
90° ELBOW ADJUSTABLE ADAPTOR BSP MALE OR BOSS (ISO 1179) - BSP FEMALE 60° CONE (ISO 228) ADAPTADOR AJUSTABLE CODO 90° BSP O BOSS (ISO 1179) - MACHO BSP HEMBRA ASIEN TO A 60° (ISO 228)	A580905	256
90° ELBOW ADAPTOR BSP MALE TAPERED (ISO 7) ADAPTADOR CODO 90° BSP MACHO CÓNICO (ISO 7)	A560707	257
90° ELBOW ADAPTOR BSP FEMALE 60° CONE (ISO 228) ADAPTADOR CODO 90° BSP HEMBRA ASIEN TO A 60° (ISO 228)	A570505	257
90° ELBOW ADAPTOR BSP FIXED FEMALE ADAPTADOR CODO 90° BSP HEMBRA FIJO	A570404	258

Description Descripción	Reference Referencia	Page Página
UNION TEE BSP MALE 60° CONE SEAT (ISO 228) TE UNION BSP MACHO ASIEN TO A 60° (ISO 228)	A700505	258
UNION TEE BSP FEMALE 60° CONE (ISO 228) TE BSP HEMBRA ASIEN TO A 60° (ISO 228)	A730505	259
UNION TEE BSP FIXED FEMALE TE BSP HEMBRA FIJA	A730404	259
BRANCH TEE BSP MALE 60° CONE SEAT BSP FEMALE 60° CONE (ISO 228) TE MACHO ASIEN TO A 60° - BSP HEMBRA 60° CONO (ISO 228)	A710505	260
BRANCH TEE ADJUSTABLE BSP MALE 60° CONE SEAT (ISO 228) - BSP MALE O-RING BOSS TYPE (ISO 1179-3) TE AJUSTABLE BSP MACHO ASIEN TO A 60° (ISO 228) - BSP MACHO TIPO O-RING BOSS (ISO 1179-3)	A780509	260
BRANCH TEE ADJUSTABLE BSP MALE 60° CONE SEAT (ISO 228) - SAE MALE O-RING BOSS TYPE (SAE J1926) TE AJUSTABLE BSP MACHO ASIEN TO A 60° (ISO 228) - SAE MACHO TIPO O-RING BOSS (SAE J1926)	A780531	261
RUN TEE BSP MALE 60° CONE SEAT - BSP FEMALE 60° CONE (ISO 228) TE BSP MACHO ASIEN TO A 60° - BSP HEMBRA ASIEN TO A 60° (ISO 228)	A720505	262
RUN TEE ADJUSTABLE BSP MALE 60° CONE SEAT (ISO 228) - BSP MALE O-RING BOSS TYPE (ISO 1179-3) TE AJUSTABLE BSP MACHO ASIEN TO A 60° (ISO 228) - BSP MACHO TIPO O-RING BOSS (ISO 1179-3)	A760509	262
RUN TEE ADJUSTABLE BSP MALE 60° CONE SEAT (ISO 228) - SAE MALE O-RING BOSS TYPE (SAE J1926) TE AJUSTABLE BSP MACHO ASIEN TO A 60° (ISO 228) - MACHO SAE TIPO O-RING BOSS (SAE J1926)	A760531	263

ORFS ADAPTORS

MALE PLUG ORFS (SAE J1453) TAPON MACHO ORFS (SAE J1453)	A402400	264
FEMALE PLUG ORFS (SAE J1453) TAPON HEMBRA ORFS (SAE J1453)	A412400	264
NUT ORFS (SAE J1453) TUERCA ORFS (SAE J1453)	A432400	265
SLEEVE ORFS (SAE J1453) FÉRULA ORFS (SAE J1453)	A422400	265
STRAIGHT ADAPTOR ORFS MALE (SAE J1453) ADAPTADOR RECTO ORFS MACHO (SAE J1453)	A502424	266
STRAIGHT BULKHEAD ADAPTOR ORFS MALE (SAE J1453) ADAPTADOR RECTO DOBLE TUERCA ORFS MACHO (SAE J1453)	A502427	266
STRAIGHT ADAPTOR ORFS MALE (SAE J1453) - JIC MALE 74° CONE (SAE J514) ADAPTADOR RECTO ORFS MACHO (SAE J1453) - JIC MACHO ASIEN TO A 74° (SAE J514)	A502425	267
STRAIGHT ADAPTOR ORFS MALE (SAE J1453) - BSP OR BOSS MALE (ISO 1179) ADAPTADOR RECTO ORFS MACHO (SAE J1453) - BSP O BOSS MACHO (ISO 1179)	A502403	267
NEW STRAIGHT ADAPTOR ORFS MALE (SAE J1453) NPTF MALE 60° CONE SEAT (SAE J514) ADAPTADOR MACHO RECTO ORFS (SAE J1453) MACHO NPTF 60° (SAE J514)	A502428	268
STRAIGHT ADAPTOR ORFS MALE (SAE J1453) - SAE MALE O-RING BOSS TYPE (SAE J1926) ADAPTADOR RECTO ORFS MACHO - (SAE J1453) SAE MACHO TIPO O-RING BOSS (SAE J1926)	A502430	268
STRAIGHT ADAPTOR ORFS MALE (SAE J1453) - METRIC MALE (ISO 6149) ADAPTADOR RECTO ORFS MACHO (SAE J1453) - METRICO MACHO (ISO 6149)	A502419	269
STRAIGHT ADAPTOR LONG ORFS MALE (SAE J1453) - SAE MALE O-RING BOSS TYPE (SAE J1926) ADAPTADOR RECTO LARGO ORFS MACHO (SAE J1453) - SAE MACHO TIPO O-RING BOSS (SAE J1926)	A502930	269
STRAIGHT ADAPTOR ORFS MALE ORFS SWIVEL FEMALE (SAE J1453) ADAPTADOR RECTO ORFS MACHO - ORFS HEMBRA GIRATORIO (SAE J1453)	A522424	270
STRAIGHT ADAPTOR JIC MALE 74° CONE (SAE J514) - ORFS FEMALE (SAE J1453) ADAPTADOR RECTO MACHO JIC ASIEN TO A 74° (SAE J514) - ORFS HEMBRA (SAE J1453)	A522524	270
STRAIGHT ADAPTOR SAE OR BOSS MALE (SAE J1926) - ORFS FEMALE (SAE J1453) ADAPTADOR RECTO SAE O BOSS MACHO (SAE J1926) - ORFS HEMBRA (SAE J1453)	A523024	274
45° ELBOW ADAPTOR ORFS MALE (SAE J1453) ADAPTADOR CODO 45° ORFS MACHO (SAE J1453)	A532424	271
45° ELBOW ADJUSTABLE ADAPTOR ORFS MALE (SAE J1453) - SAE MALE O-RING BOSS TYPE (SAE J1926) ADAPTADOR AJUSTABLE CODO 45° ORFS MACHO (SAE J1453) - MACHO SAE TIPO O-RING BOSS (SAE J1926)	A532431	272
90° ELBOW ADAPTOR ORFS MALE (SAE J1453) ADAPTADOR CODO 90° ORFS MACHO (SAE J1453)	A562424	272
90° ELBOW ADJUSTABLE ADAPTOR ORFS MALE (SAE J1453) - BSP OR BOSS MALE (ISO 1179) ADAPTADOR AJUSTABLE CODO 90° ORFS MACHO (SAE J1453) - BSP O BOSS MACHO (ISO 1179)	A562409	273

SUMMARY

Description Descripción	Reference Referencia	Page Página
90° ELBOW ADAPTOR ORFS MALE (SAE J1453) NPTF MALE 60° CONE SEAT (SAE J514) ADAPTADOR CODO 90° MACHO ORFS (SAE J1453) - MACHO NPTF 60° (SAE J514)	A562428	274
90° ELBOW ADJUSTABLE ADAPTOR ORFS MALE (SAE J1453) - SAE MALE O-RING BOSS TYPE (SAE J1926) ADAPTADOR AJUSTABLE CODO 45° ORFS MACHO (SAE J1453) - MACHO SAE TIPO O-RING BOSS (SAE J1926)	A562431	274
90° ELBOW ADAPTOR ORFS MALE ORFS FEMALE (SAE J1453) ADAPTADOR CODO 90° ORFS MACHO ORFS HEMBRA (SAE J1453)	A582424	275
90° ELBOW ADJUSTABLE ADAPTOR ORFS FEMALE (SAE J1453) - SAE OR BOSS MALE (SAE J1926) ADAPTADOR AJUSTABLE CODO 90° ORFS HEMBRA (SAE J1453) - SAE O BOSS MACHO (SAE J1926)	A583124	275
UNION TEE ORFS MALE (SAE J1453) TE UNION MACHO ORFS (SAE J1453)	A702424	276
BRANCH TEE ADJUSTABLE ORFS MALE (SAE J1453) - SAE MALE O-RING BOSS TYPE (SAE J1926) TE AJUSTABLE MACHO ORFS (SAE J1453) - SAE MACHO TIPO O-RING BOSS (SAE J1926)	A782431	276
RUN TEE BULKHEAD ORFS MALE (SAE J1453) TE PASATABIQUE MACHO ORFS (SAE J1453)	A762427	277
RUN TEE ADJUSTABLE ORFS MALE (SAE J1453) - SAE MALE O-RING BOSS TYPE (SAE J1926) TE AJUSTABLE MACHO ORFS (SAE J1453) - SAE MACHO TIPO O-RING BOSS (SAE J1926)	A762431	277
BRANCH TEE ORFS MALE - ORFS FEMALE (SAE J1453) TE MACHO ORFS - ORFS HEMBRA (SAE J1453)	A712424	278
RUN TEE ORFS MALE - ORFS FEMALE (SAE J1453) TE MACHO ORFS - ORFS HEMBRA (SAE J1453)	A722424	278

NPTF - NPSM ADAPTORS **NEW RANGE**

MALE PLUG NPTF 60° CONE SEAT (SAE J514) TAPÓN MACHO NPTF ASIENTO A 60° (SAE J514)	A402800	279
STRAIGHT ADAPTOR NPTF MALE 60° CONE SEAT (SAE J514) ADAPTADOR MACHO RECTO ASIENTO A 60° (SAE J514)	A502828	279
STRAIGHT ADAPTOR NPTF MALE 60° CONE SEAT (SAE J514) NPSM SWIVEL FEMALE 60° CONE (SAE J514) ADAPTADOR MACHO RECTO ASIENTO A 60° (SAE J514) - HEMBRA GIRATORIO 60° NPSM (SAE J514)	A522828	280
INCREASE ADAPTORS / REDUCER BUSHINGS NPTF MALE - NPTF FIXED FEMALE (SAE J514) ADAPTADOR PROLONGADOR / REDUCTOR MACHO NPTF - HEMBRA FIJA NPTF	A522834	281
STRAIGHT ADAPTOR NPSM SWIVEL FEMALE 60° CONE (SAE J514) NPTF FIXED FEMALE (SAE J514) ADAPTADOR HEMBRA GIRATORIO NPSM ASIENTO A 60° (SAE J514) - HEMBRA FIJO NPTF (SAE J514)	A512834	281
STRAIGHT ADAPTOR NPTF FIXED FEMALE (SAE J514) ADAPTADOR RECTO HEMBRA FIJO NPTF (SAE J514)	A513434	282
STRAIGHT ADAPTOR SAE MALE O-RING BOSS TYPE (SAE J1926) NPSM SWIVEL FEMALE 60° CONE (SAE J514) ADAPTADOR RECTO MACHO SAE TIPO O-RING BOSS (SAE J1926) - HEMBRA GIRATORIO 60° NPSM (SAE J514)	A523028	282
45° ELBOW ADAPTOR NPTF MALE 60° CONE SEAT (SAE J514) NPSM SWIVEL FEMALE 60° CONE (SAE J514) ADAPTADOR CODO 45° NPTF MACHO ASIENTO A 60° (SAE J514) - HEMBRA GIRATORIO 60° NPSM (SAE J514)	A552828	283
45° ELBOW ADJUSTABLE ADAPTOR SAE MALE O-RING BOSS TYPE (SAE J1926) NPSM SWIVEL FEMALE 60° CONE (SAE J514) ADAPTADOR AJUSTABLE CODO 45° SAE TIPO O-RING BOSS (SAE J1916) - HEMBRA GIRATORIO 60° NPSM (SAE J514)	A553128	283
90° ELBOW ADAPTOR NPTF MALE 60° CONE SEAT (SAE J514) ADAPTADOR MACHO CODO 90° NPTF ASIENTO A 60° (SAE J514)	A562828	284
90° ELBOW ADAPTOR NPTF MALE 60° CONE SEAT (SAE J514) NPSM SWIVEL FEMALE 60° CONE (SAE J514) ADAPTADOR MACHO CODO 90° NPTF ASIENTO A 60° (SAE J514) - HEMBRA GIRATORIO 60° NPSM (SAE J514)	A582828	284
90° ELBOW ADAPTOR NPTF MALE 60° CONE SEAT (SAE J514) NPTF FIXED FEMALE (SAE J514) ADAPTADOR MACHO CODO 90° NPTF ASIENTO A 60° (SAE J514) - HEMBRA FIJO NPTF (SAE J514)	A582834	285
90° ELBOW ADJUSTABLE ADAPTOR SAE MALE O-RING BOSS TYPE (SAE J1926) NPSM SWIVEL FEMALE 60° CONE (SAE J514) ADAPTADOR MACHO AJUSTABLE CODO 90° SAE TIPO O-RING BOSS (SAE J1916) - HEMBRA GIRATORIO 60° NPSM (SAE J514)	A583128	285
90° ELBOW ADAPTOR NPSM SWIVEL FEMALE 60° CONE (SAE J514) NPTF FIXED FEMALE (SAE J514) ADAPTADOR HEMBRA CODO 90° NPSM GIRATORIO ASIENTO A 60° (SAE J514) - HEMBRA FIJO NPTF (SAE J514)	A572834	286
90° ELBOW ADAPTOR NPTF FIXED FEMALE (SAE J514) ADAPTADOR CODO 90° HEMBRA FIJO NPTF (SAE J514)	A573434	286
UNION TEE NPSM SWIVEL FEMALE 60° CONE (SAE J514) TE HEMBRA NPSM GIRATORIO 60° (SAE J514)	A732828	287
UNION TEE NPTF FIXED FEMALE (SAE J514) TE HEMBRA NPSM FIJO (SAE J514)	A733434	287
BRANCH TEE NPSM SWIVEL FEMALE 60° CONE (SAE J514) NPTF MALE 60° CONE SEAT (SAE J514) TE HEMBRA NPSM GIRATORIO 60° (SAE J514) - MACHO NPTF ASIENTO A 60° (SAE J514)	A742828	288
BRANCH TEE NPTF FIXED FEMALE (SAE J514) NPTF MALE 60° CONE SEAT (SAE J514) TE HEMBRA NPTF FIJO (SAE J514) - MACHO NPTF ASIENTO A 60° (SAE J514)	A742834	288

Description Descripción	Reference Referencia	Page Página
----------------------------	-------------------------	----------------

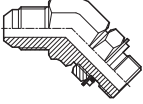
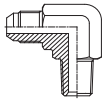
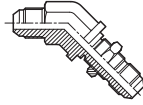
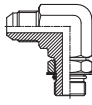
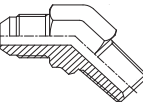
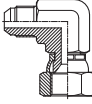
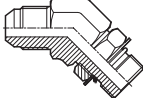
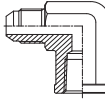
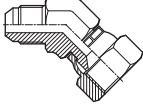
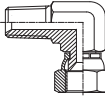
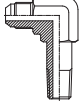
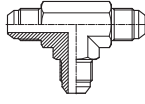
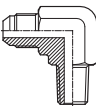
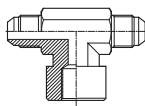
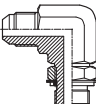
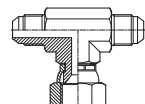
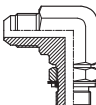
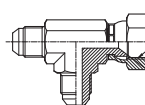
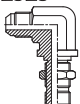
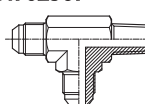
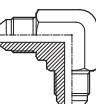
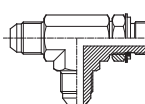
JIC ADAPTORS

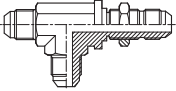
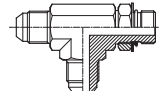
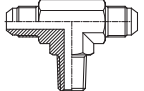
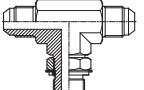
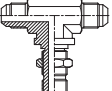
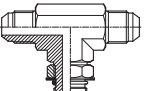
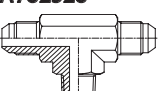
	A402500 MALE PLUG JIC (SAE J514) TAPON MACHO JIC (SAE J514)	208
	A412500 FEMALE PLUG JIC (SAE J514) TAPON HEMBRA JIC (SAE J514)	208
	A422500 SLEEVE JIC (SAE J514) FÉRULA JIC (SAE J514)	209
	A432500 NUT JIC (SAE J514) TUERCA JIC (SAE J514)	209
	A502230 STRAIGHT ADAPTOR LONG JIC MALE 74° CONE SAE MALE O-RING BOSS TYPE (SAE J1926) ADAPTADOR MACHO RECTO LARGO JIC ASIENTO A 74° SAE MACHO TIPO O-RING BOSS (SAE J1926)	217
	NEW A502328 STRAIGHT ADAPTOR JIC MALE BULKHEAD 74° CONE (SAE J514) NPTF MALE 60° CONE SEAT (SAE J514) ADAPTADOR MACHO PASATABIQUE RECTO JIC ASIENTO A 74° (SAE J514) - MACHO NPTF 60° (SAE J514)	214
	A502503 STRAIGHT ADAPTOR JIC MALE 74° CONE (SAE J514) BSP MALE O-RING BOSS TYPE (ISO 1179-3) ADAPTADOR MACHO RECTO JIC ASIENTO A 74° (SAE J514) BSP MACHO TIPO O-RING BOSS (ISO 1179-3)	212
	A502507 STRAIGHT ADAPTOR JIC MALE 74° CONE (SAE J514) BSP MALE TAPERED (ISO 7) ADAPTADOR MACHO RECTO JIC ASIENTO A 74° (SAE J514) BSP MACHO CÓNICO (ISO 7)	213
	A502519 STRAIGHT ADAPTOR JIC MALE (SAE J514) METRIC MALE (ISO 6149) ADAPTADOR MACHO RECTO JIC (SAE J514) MACHO METRICO (ISO 6149)	216
	A502523 STRAIGHT BULKHEAD ADAPTOR JIC MALE 74° CONE (SAE J514) ADAPTADOR MACHO RECTO JIC ASIENTO A 74° (SAE J514)	210

Description Descripción	Reference Referencia	Page Página
----------------------------	-------------------------	----------------




	A502525 STRAIGHT ADAPTOR JIC MALE 74° CONE (SAE J514) ADAPTADOR MACHO RECTO JIC ASIENTO A 74° (SAE J514)	210
	NEW A502528 STRAIGHT ADAPTOR JIC MALE 74° CONE (SAE J514) NPTF MALE 60° CONE SEAT (SAE J514) ADAPTADOR MACHO RECTO JIC ASIENTO A 74° (SAE J514) - MACHO NPTF 60° (SAE J514)	214
	A502530 STRAIGHT ADAPTOR JIC MALE 74° CONE (SAE J514) SAE MALE O-RING BOSS TYPE (SAE J1926) ADAPTADOR MACHO RECTO JIC ASIENTO A 74° (SAE J514) SAE MACHO TIPO O-RING BOSS (SAE J1926)	215
	NEW A512534 STRAIGHT ADAPTOR JIC FEMALE 74° CONE SEAT (SAE J514) NPTF FIXED FEMALE (SAE J514) ADAPTADOR MACHO RECTO JIC ASIENTO A 74° (SAE J514) - HEMBRA FIJO NPTF (SAE J514)	221
	A520325 STRAIGHT ADAPTOR JIC FEMALE 74° CONE SEAT (SAE J514) BSP MALE O-RING BOSS TYPE (ISO 1179-3) ADAPTADOR HEMBRA RECTO JIC ASIENTO A 74° (SAE J514) BSP MACHO TIPO O-RING BOSS (ISO 1179-3)	218
	A520725 STRAIGHT ADAPTOR JIC FEMALE 74° CONE SEAT (SAE J514) - BSP MALE TAPERED (ISO 7) ADAPTADOR HEMBRA RECTO JIC ASIENTO A 74° (SAE J514) BSP MACHO CÓNICO (ISO 7)	219
	A522525 STRAIGHT ADAPTOR JIC MALE 74° CONE JIC FEMALE 74° CONE SEAT (SAE J514) ADAPTADOR MACHO RECTO JIC ASIENTO A 74° JIC HEMBRA ASIENTO A 74° (SAE J514)	211
	NEW A522534 STRAIGHT ADAPTOR JIC MALE 74° CONE (SAE J514) NPTF FIXED FEMALE (SAE J514) ADAPTADOR MACHO RECTO JIC ASIENTO A 74° (SAE J514) - HEMBRA NPTF 74° (SAE J514)	217
	NEW A522825 STRAIGHT ADAPTOR NPTF MALE 60° CONE SEAT (SAE J514) JIC FEMALE 74° CONE SEAT (SAE J514) ADAPTADOR MACHO RECTO NPTF ASIENTO A 74° (SAE J514) - HEMBRA JIC 74° (SAE J514)	220
	A523025 STRAIGHT ADAPTOR SAE MALE O-RING BOSS TYPE (SAE J1926) JIC FEMALE 74° CONE SEAT (SAE J514) ADAPTADOR MACHO RECTO SAE TIPO O-RING BOSS (SAE J1926) JIC HEMBRA ASIENTO A 74° (SAE J514)	220
	A532507 45° ELBOW ADAPTOR JIC MALE 74° CONE (SAE J514) BSP MALE TAPERED (ISO 7) ADAPTADOR CODO 45° MACHO JIC ASIENTO A 74° (SAE J514) BSP MACHO CÓNICO (ISO 7)	223

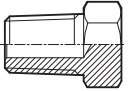

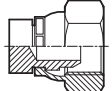
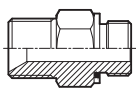
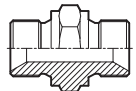
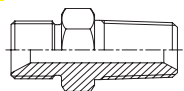
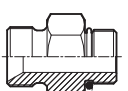
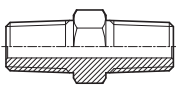
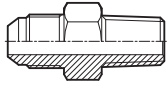
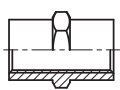
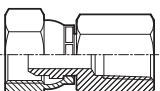
VISUAL INDEX

Description Descripción	Reference Referencia	Page Página	Description Descripción	Reference Referencia	Page Página
 A532509	45° ELBOW ADJUSTABLE ADAPTOR JIC MALE 74° CONE (SAE J514) BSP MALE O-RING BOSS TYPE (ISO 1179-3) ADAPTADOR AJUSTABLE CODO 45° JIC MACHO ASIENTO A 74° (SAE J514) BSP MACHO TIPO O-RING BOSS (ISO 1179-3)	222	NEW  A562528	90° ELBOW ADAPTOR JIC MALE 74° CONE (SAE J514) NPTF MALE 60° CONE SEAT (SAE J514) ADAPTADOR CODO 90° MACHO JIC ASIENTO A 74° (SAE J514) - MACHO NPTF 60° (SAE J514)	228
 A532523	45° ELBOW BULKHEAD ADAPTOR JIC MALE 74° CONE (SAE J514) ADAPTADOR CODO 45° REFORZADO JIC MACHO ASIENTO A 74° (SAE J514)	222	 A562531	90° ELBOW ADJUSTABLE ADAPTOR JIC MALE 74° CONE (SAE J514) SAE MALE O-RING BOSS TYPE (SAE J1926) ADAPTADOR AJUSTABLE CODO 90° JIC MACHO ASIENTO A 74° (SAE J514) SAE MACHO TIPO O-RING BOSS (SAE J1926)	230
NEW  A532528	45° ELBOW ADAPTOR JIC MALE 74° CONE (SAE J514) NPTF MALE 60° CONE SEAT (SAE J514) ADAPTADOR CODO 45° MACHO JIC ASIENTO A 74° (SAE J514) - MACHO NPTF 60° (SAE J514)	223	 A582525	90° ELBOW ADAPTOR JIC MALE 74° CONE JIC FEMALE 74° CONE SEAT (SAE J514) ADAPTADOR CODO 90° JIC MACHO ASIEN-TO A 74° JIC HEMBRA 74° (SAE J514)	225
 A532531	45° ELBOW ADJUSTABLE ADAPTOR JIC MALE 74° CONE (SAE J514) SAE MALE O-RING BOSS TYPE (SAE J1926) ADAPTADOR AJUSTABLE CODO 45° JIC MACHO ASIENTO A 74° (SAE J514) SAE MACHO TIPO O-RING BOSS (SAE J1926)	224	NEW  A582534	90° ELBOW ADAPTOR JIC MALE 74° CONE (SAE J514) NPTF FIXED FEMALE (SAE J514) ADAPTADOR CODO 90° MACHO JIC ASIENTO A 74° (SAE J514) - HEMBRA FIJO NPTF (SAE J514)	231
 A552525	45° ELBOW ADAPTOR JIC MALE 74° CONE JIC FEMALE 74° CONE SEAT (SAE J514) ADAPTADOR CODO 45° JIC MACHO ASIENTO A 74° JIC HEMBRA ASIENTO A 74° (SAE J514)	221	NEW  A582825	90° ELBOW ADAPTOR NPTF MALE 60° CONE SEAT (SAE J514) JIC FEMALE 74° CONE SEAT (SAE J514) ADAPTADOR CODO 90° MACHO NPTF ASIEN-TO A 60° (SAE J514) - HEMBRA JIC 74° (SAE J514)	228
 A562502	90° ELBOW ADAPTOR JIC MALE 74° CONE (SAE J514) BSP MALE TAPERED LONG (ISO 7) ADAPTADOR CODO 90° JIC MACHO ASIEN-TO A 74° (SAE J514) BSP MACHO CÓNICO LARGO (ISO 7)	229	 A702525	UNION TEE JIC MALE 74° CONE (SAE J514) TE MACHO JIC ASIENTO A 74° (SAE J514)	231
 A562507	90° ELBOW ADAPTOR JIC MALE 74° CONE (SAE J514) BSP MALE TAPERED (ISO 7) ADAPTADOR CODO 90° JIC MACHO ASIENTO A 74° (SAE J514) BSP MACHO CÓNICO (ISO 7)	227	 A712502	BRANCH TEE JIC MALE 74° CONE (SAE J514) BSP FEMALE TAPERED (ISO 7) TE MACHO JIC ASIENTO A 74° (SAE J514) BSP HEMBRA CÓNICA (ISO 7)	234
 A562509	90° ELBOW ADJUSTABLE ADAPTOR JIC MALE 74° CONE (SAE J514) BSP MALE O-RING BOSS TYPE (ISO 1179-3) ADAPTADOR AJUSTABLE CODO 90° JIC MACHO ASIENTO A 74° (SAE J514) BSP MACHO TIPO O-RING BOSS (ISO 1179-3)	226	 A712525	BRANCH TEE JIC MALE 74° CONE JIC FEMALE 74° CONE SEAT (SAE J514) TE MACHO JIC ASIENTO A 74° JIC HEMBRA ASIENTO A 74° (SAE J514)	232
 A562519	90° ELBOW ADJUSTABLE ADAPTOR JIC MALE 74° CONE (SAE J514) METRIC MALE (ISO 6149) ADAPTADOR AJUSTABLE CODO 90° JIC MACHO ASIENTO 74° (SAE J514) MACHO METRICO (ISO 6149)	229	 A722525	RUN TEE JIC MALE 74° CONE JIC FEMALE 74° CONE SEAT (SAE J514) TE MACHO JIC ASIENTO A 74° JIC HEMBRA ASIENTO A 74° (SAE J514)	235
 A562523	90° ELBOW BULKHEAD ADAPTOR JIC MALE 74° CONE (SAE J514) ADAPTADOR CODO 90° PASATABIQUE JIC MACHO ASIENTO A 74° (SAE J514)	225	 A762507	RUN TEE JIC MALE 74° CONE (SAE J514) BSP MALE TAPERED (ISO 7) TE MACHO JIC ASIENTO A 74° (SAE J514) BSP MACHO CÓNICO (ISO 7)	236
 A562525	90° ELBOW ADAPTOR JIC MALE 74° CONE (SAE J514) ADAPTADOR CODO 90° JIC MACHO ASIENTO A 74° (SAE J514)	224	 A762509	RUN TEE ADJUSTABLE JIC MALE 74° CONE (SAE J514) BSP MALE O-RING BOSS TYPE (ISO 1179-3) TE AJUSTABLE MACHO JIC ASIENTO A 74° (SAE J514) BSP MACHO TIPO O-RING BOSS (ISO 1179-3)	236

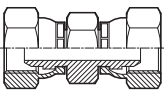

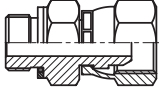
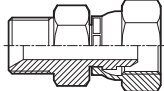
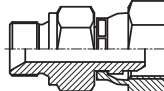
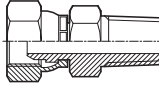
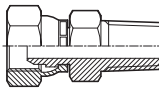
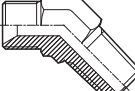
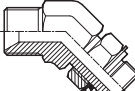
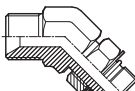

Description Descripción	Reference Referencia	Page Página
A762523 	RUN TEE BULKHEAD JIC MALE 74° CONE (SAE J514) TE PASATABIQUE MACHO JIC ASIENTO A 74° (SAE J514)	236
A762531 	RUN TEE ADJUSTABLE JIC MALE 74° CONE (SAE J514) SAE MALE O-RING BOSS TYPE (SAE J1926) TE AJUSTABLE MACHO JIC ASIENTO A 74° (SAE J514) SAE MACHO TIPO O-RING BOSS (SAE J1926)	237
A782507 	BRANCH TEE JIC MALE 74° CONE (SAE J514) BSP MALE TAPERED (ISO 7) TE MACHO JIC ASIENTO A 74° (SAE J514) BSP MACHO CÓNICO (ISO 7)	233
A782509 	BRANCH TEE ADJUSTABLE JIC MALE 74° CONE (SAE J514) BSP MALE O-RING BOSS TYPE (ISO 1179-3) TE AJUSTABLE MACHO JIC ASIENTO A 74° (SAE J514) BSP MACHO TIPO O-RING BOSS (ISO 1179-3)	236
A782523 	BRANCH TEE BULKHEAD JIC MALE 74° CONE (SAE J514) TE PASATABIQUE MACHO JIC ASIENTO A 74° (SAE J514)	232
A782531 	BRANCH TEE ADJUSTABLE JIC MALE 74° CONE (SAE J514) SAE MALE O-RING BOSS TYPE (SAE J1926) TE AJUSTABLE MACHO JIC ASIENTO A 74° (SAE J514) SAE MACHO TIPO O-RING BOSS (SAE J1926)	235
NEW A782528 	BRANCH TEE JIC MALE 74° CONE (SAE J514) NPTF MALE 60° CONE SEAT (SAE J514) TE MACHO JIC ASIENTO A 74° (SAE J514) - MACHO NPTF 60° (SAE J514)	234

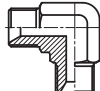
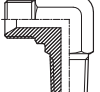
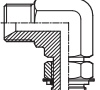
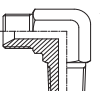
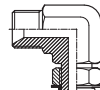
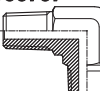
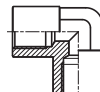
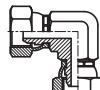
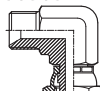
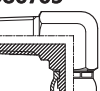

BSP ADAPTORS

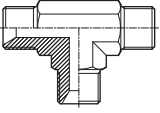
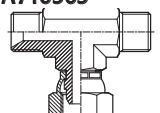
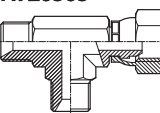
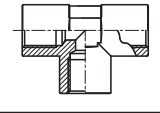
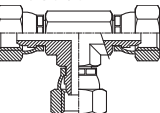
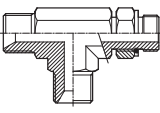
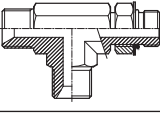
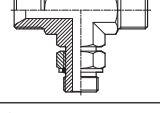
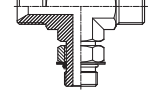
A400300 	MALE PLUG BSP OR BOSS (ISO 1179-3) MACHO BOSS BSP O TAPON (ISO 1179-3)	238
A400500 	MALE PLUG BSP PARALLEL 60° CONE SEAT (ISO 228) TAPON MACHO BSP PARALELO ASIENTO A 60° (ISO 228)	238
A400500D 	MALE PLUG BSP PARALLEL 60° CONE SEAT DIN PROFILE (ISO 228) TAPON MACHO BSP PARALELO ASIENTO A 60° PERFIL DIN (ISO 228)	239

Description Descripción	Reference Referencia	Page Página
A400700 	MALE PLUG BSP TAPERED (ISO 7) TAPON MACHO BSP CÓNICO (ISO 7)	239
A400700E 	BSPT MALE PLUG "HEXAGONAL SOCKET HEAD" (ISO 7) TAPON MACHO BSPT (ISO 7)	240
A410500 	FEMALE PLUG BSP PARALLEL 60° CONE SEAT (ISO 228) TAPON HEMBRA BSP PARALELO ASIENTO A 60° (ISO 228)	240
A500503 	STRAIGHT ADAPTOR BSP MALE PARALLEL 60° CONE SEAT (ISO 228) BSP MALE O-RING BOSS TYPE (ISO 1179-3) ADAPTADOR RECTO BSP MACHO PARALELO ASIENTO A 60° (ISO 228) BSP MACHO TIPO O-RING BOSS (ISO 1179-3)	243
A500505 	STRAIGHT ADAPTOR BSP MALE PARALLEL 60° CONE SEAT (ISO 228) ADAPTADOR RECTO BSP PARALELO MACHO ASIENTO A 60° (ISO 228)	241
NEW A500528 	STRAIGHT ADAPTOR BSP MALE PARALLEL 60° CONE SEAT (ISO 228) NPTF MALE 60° CONE SEAT (SAE J514) ADAPTADOR MACHO RECTO BPS PARALELO ASIENTO A 60° (ISO 228) - MACHO NPTF 60° (SAE J514)	245
A500530 	STRAIGHT ADAPTOR BSP MALE 60° CONE SEAT (ISO 228) SAE MALE O-RING BOSS TYPE (SAE J1926) ADAPTADOR RECTO BSP MACHO ASIENTO A 60° (ISO 228) SAE MACHO TIPO O-RING BOSS (SAE J1926)	246
A500707 	STRAIGHT ADAPTOR BSP MALE TAPERED (ISO 7) ADAPTADOR RECTO BSP MACHO CÓNICO (ISO 7)	250
A502507 	STRAIGHT ADAPTOR JIC MALE 74° CONE (SAE J514) BSP MALE TAPERED (ISO 7) ADAPTADOR MACHO RECTO JIC ASIENTO A 74° (SAE J514) BSP MACHO CÓNICO (ISO 7)	244
A510404 	STRAIGHT ADAPTOR BSP FIXED FEMALE ADAPTADOR RECTO BSP FIJO HEMBRA	247
A510502 	STRAIGHT ADAPTOR BSP FEMALE 60° CONE (ISO 228) BSP FEMALE TAPERED (ISO 7) ADAPTADOR RECTO BSP HEMBRA ASIENTO A 60° (ISO 228) BSP HEMBRA CÓNICA (ISO 7)	248

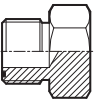
VISUAL INDEX

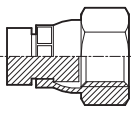


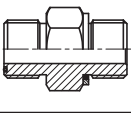
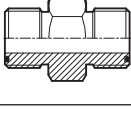
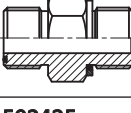
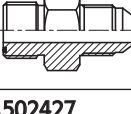
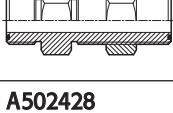
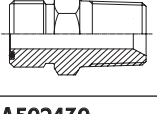
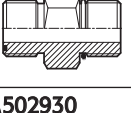

Description Descripción	Reference Referencia	Page Página
A510505 	STRAIGHT ADAPTOR BSP FEMALE 60° CONE (ISO 228) ADAPTADOR RECTO BSP HEMBRA ASIENTO A 60° (ISO 228)	246
A520304 	STRAIGHT ADAPTOR BSP MALE OR BOSS (ISO 1179-3) BSP FIXED FEMALE (ISO 1179-1) ADAPTADOR RECTO MACHO BSP O BOSS (ISO 1179-3) BSP FIJO HEMBRA (ISO 1179-1)	249
A520305 	STRAIGHT ADAPTOR BSP MALE OR BOSS (ISO 1179-3) BSP FEMALE 60° CONE (ISO 228) ADAPTADOR RECTO MACHO BSP O BOSS (ISO 1179-3) BSP HEMBRA ASIENTO A 60° (ISO 228)	248
A520505 	STRAIGHT ADAPTOR BSP MALE PARALLEL 60° CONE SEAT BSP FEMALE 60° CONE (ISO 228) ADAPTADOR RECTO BSP MACHO PARALELO ASIENTO A 60° BSP HEMBRA ASIENTO A 60° (ISO 228)	242
A520505D 	STRAIGHT ADAPTOR BSP MALE PARALLEL 60° CONE SEAT DIN PROFILE BSP FEMALE 60° CONE (ISO 228) ADAPTADOR RECTO BSP MACHO PARALELO ASIENTO A 60° PERFIL DIN BSP HEMBRA ASIENTO A 60° (ISO 228)	242
NEW A520528 	STRAIGHT ADAPTER BSP MALE 60° CONE SEAT (ISO 228) NPSM SWIVEL FEMALE 60° CONE (SAE J514) ADAPTADOR RECTO BSP MACHO PARALELO ASIENTO A 60° (ISO 228) HEMBRA GIRATORIO 60° NPSM (SAE J514)	243
A520705 	STRAIGHT ADAPTOR BSP FEMALE 60° CONE (ISO 228) BSP MALE TAPERED (ISO 7) ADAPTADOR RECTO BSP HEMBRA ASIENTO A 60° (ISO 228) BSP MACHO CÓNICO (ISO 7)	247
A530507 	45° ELBOW ADAPTOR BSP MALE PARALLEL 60° CONE SEAT (ISO 228) - BSP MALE TAPERED (ISO 7) ADAPTADOR CODO 45° BSP MACHO PARALELO ASIENTO A 60° (ISO 228) - BSP MACHO CÓNICO (ISO 7)	251
A530509 	45° ELBOW ADJUSTABLE ADAPTOR BSP MALE PARALLEL 60° CONE SEAT (ISO 228) - BSP MALE O-RING BOSS TYPE (ISO 1179-3) ADAPTADOR AJUSTABLE CODO 45° BSP MACHO PARALELO ASIENTO A 60° (ISO 228) - BSP MACHO TIPO O-RING BOSS (ISO 1179-3)	251
A530531 	45° ELBOW ADJUSTABLE ADAPTOR BSP MALE PARALLEL 60° CONE SEAT (ISO 228) SAE MALE O-RING BOSS TYPE (SAE J1926) ADAPTADOR AJUSTABLE CODO 45° BSP MACHO PARALELO ASIENTO A 60° (ISO 228) SAE MACHO TIPO O-RING BOSS (SAE J1926)	253
A550505 	45° ELBOW ADAPTOR BSP MALE PARALLEL 60° CONE SEAT BSP FEMALE 60° CONE (ISO 228) ADAPTADOR CODO 45° BSP MACHO PARALELO ASIENTO A 60° BSP HEMBRA 60° (ISO 228)	252

Description Descripción	Reference Referencia	Page Página
A560505 	90° ELBOW ADAPTOR BSP MALE PARALLEL 60° CONE SEAT (ISO 228) ADAPTADOR CODO 90° BSP MACHO PARALELO ASIENTO A 60° (ISO 228)	272
A560507 	90° ELBOW ADAPTOR BSP MALE PARALLEL 60° CONE SEAT (ISO 228) BSP MALE TAPERED (ISO 7) ADAPTADOR CODO 90° BSP MACHO PARALELO ASIENTO A 60° (ISO 228) BSP MACHO CÓNICO (ISO 7)	254
A560509 	90° ELBOW ADJUSTABLE ADAPTOR JIC MALE 74° CONE (SAE J514) BSP MALE O-RING BOSS TYPE (ISO 1179-3) ADAPTADOR AJUSTABLE CODO 90° JIC MACHO ASIENTO A 74° (SAE J514) BSP MACHO TIPO O-RING BOSS (ISO 1179-3)	254
NEW A560528 	90° ELBOW ADAPTOR BSP MALE PARALLEL 60° CONE SEAT (ISO 228) NPTF MALE 60° CONE SEAT (SAE J514) ADAPTADOR CODO 90° MACHO BPS PARALELO (ISO 228) - MACHO NPTF 60° (SAE J514)	255
A560531 	90° ELBOW ADJUSTABLE ADAPTOR BSP MALE PARALLEL 60° CONE SEAT (ISO 228) SAE MALE O-RING BOSS TYPE (SAE J1926) ADAPTADOR AJUSTABLE CODO 90° JIC MACHO ASIENTO A 74° (SAE J514) BSP MACHO TIPO O-RING BOSS (ISO 1179-3)	255
A560707 	90° ELBOW ADAPTOR BSP MALE TAPERED (ISO 7) ADAPTADOR CODO 90° BSP MACHO CÓNICO (ISO 7)	257
A570404 	90° ELBOW ADAPTOR BSP FIXED FEMALE ADAPTADOR CODO 90° BSP HEMBRA FIJO	258
A570505 	90° ELBOW ADAPTOR BSP FEMALE 60° CONE (ISO 228) ADAPTADOR CODO 90° BSP HEMBRA ASIENTO A 60° (ISO 228)	257
A580505 	90° ELBOW ADAPTOR BSP MALE PARALLEL 60° CONE SEAT BSP FEMALE 60° CONE (ISO 228) ADAPTADOR CODO 90° MACHO PARALELO ASIENTO A 60° BSP HEMBRA 60° (ISO 228)	253
A580705 	90° ELBOW ADAPTOR BSP MALE TAPERED (ISO 7) BSP FEMALE 60° CONE (ISO 228) ADAPTADOR CODO 90° BSP MACHO CÓNICO (ISO 7) BSP HEMBRA ASIENTO A 60° (ISO 228)	256
A580905 	90° ELBOW ADJUSTABLE ADAPTOR BSP MALE OR BOSS (ISO 1179) BSP FEMALE 60° CONE (ISO 228) ADAPTADOR AJUSTABLE CODO 90° BSP O BOSS MACHO (ISO 1179) BSP HEMBRA ASIENTO A 60° (ISO 228)	256

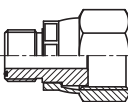
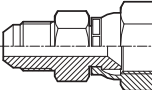

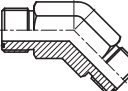
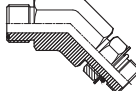

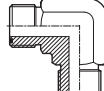
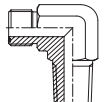


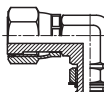
Description Descripción	Reference Referencia	Page Página
A700505 	UNION TEE BSP MALE 60° CONE SEAT (ISO 228) TE UNION BSP MACHO ASIENTO A 60° (ISO 228)	258
A710505 	BRANCH TEE BSP MALE 60° CONE SEAT BSP FEMALE 60° CONE (ISO 228) TE MACHO ASIENTO A 60° BSP HEMBRA 60° CONO (ISO 228)	260
A720505 	RUN TEE BSP MALE 60° CONE SEAT BSP FEMALE 60° CONE (ISO 228) TE BSP MACHO ASIENTO A 60° BSP HEMBRA ASIENTO A 60° (ISO 228)	262
A730404 	UNION TEE BSP FIXED FEMALE TE BSP HEMBRA FIJA	259
A730505 	UNION TEE BSP FEMALE 60° CONE (ISO 228) TE BSP HEMBRA ASIENTO A 60° (ISO 228)	259
A760509 	RUN TEE ADJUSTABLE BSP MALE 60° CONE SEAT (ISO 228) BSP MALE O-RING BOSS TYPE (ISO 1179-3) TE AJUSTABLE BSP MACHO ASIENTO A 60° (ISO 228) BSP MACHO TIPO O-RING BOSS (ISO 1179-3)	262
A760531 	RUN TEE ADJUSTABLE BSP MALE 60° CONE SEAT (ISO 228) SAE MALE O-RING BOSS TYPE (SAE J1926) TE AJUSTABLE BSP MACHO ASIENTO A 60° (ISO 228) MACHO SAE TIPO O-RING BOSS (SAE J1926)	263
A780509 	BRANCH TEE ADJUSTABLE BSP MALE 60° CONE SEAT (ISO 228) BSP MALE O-RING BOSS TYPE (ISO 1179-3) TE AJUSTABLE BSP MACHO ASIENTO A 60° (ISO 228) BSP MACHO TIPO O-RING BOSS (ISO 1179-3)	260
A780531 	BRANCH TEE ADJUSTABLE BSP MALE 60° CONE SEAT (ISO 228) SAE MALE O-RING BOSS TYPE (SAE J1926) TE AJUSTABLE MACHO JIC ASIENTO A 74° (SAE J514) BSP MACHO TIPO O-RING BOSS (ISO 1179-3)	261

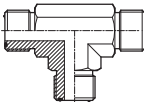

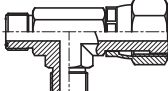
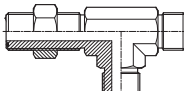
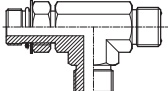
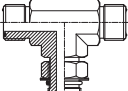
ORFS ADAPTORS

A402400 	MALE PLUG ORFS (SAE J1453) TAPON MACHO ORFS (SAE J1453)	264
---	--	-----

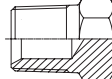
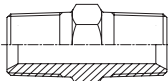
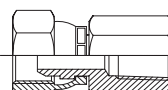
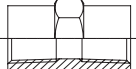
Description Descripción	Reference Referencia	Page Página
A412400 	FEMALE PLUG ORFS (SAE J1453) TAPON HEMBRA ORFS (SAE J1453)	264
A422400 	SLEEVE ORFS (SAE J1453) FÉRULA ORFS (SAE J1453)	265
A432400 	NUT ORFS (SAE J1453) TUERCA ORFS (SAE J1453)	265
A502403 	STRAIGHT ADAPTOR ORFS MALE (SAE J1453) BSP O BOSS MALE (ISO 1179)	267
A502424 	STRAIGHT ADAPTOR ORFS MALE (SAE J1453) ADAPTADOR RECTO ORFS MACHO (SAE J1453)	266
A502419 	STRAIGHT ADAPTOR ORFS MALE (SAE J1453) METRIC MALE (ISO 6149)	269
A502425 	STRAIGHT ADAPTOR ORFS MALE (SAE J1453) JIC MALE 74° CONE (SAE J514)	267
A502427 	STRAIGHT BULKHEAD ADAPTOR ORFS MALE (SAE J1453) ADAPTADOR RECTO DOBLE TUERCA ORFS MACHO (SAE J1453)	266
A502428 	STRAIGHT ADAPTOR ORFS MALE (SAE J1453) NPTF MALE 60° CONE SEAT (SAE J514)	268
A502430 	STRAIGHT ADAPTOR ORFS MALE (SAE J1453) SAE MALE O-RING BOSS TYPE (SAE J1926)	268
A502930 	STRAIGHT ADAPTOR LONG ORFS MALE (SAE J1453) SAE MALE O-RING BOSS TYPE (SAE J1926)	269

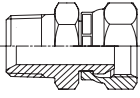
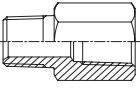
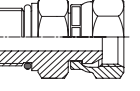
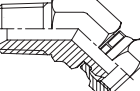
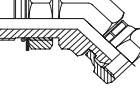
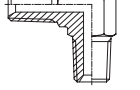
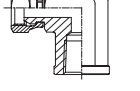
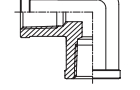
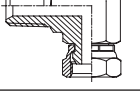
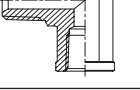
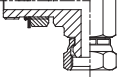
VISUAL INDEX

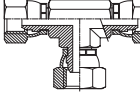
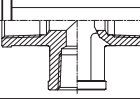
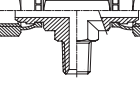
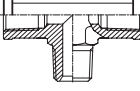
Description Descripción	Reference Referencia	Page Página
A522424 	STRAIGHT ADAPTOR ORFS MALE ORFS SWIVEL FEMALE (SAE J1453) ADAPTADOR RECTO ORFS MACHO ORFS HEMBRA GIRATORIO (SAE J1453)	270
A522524 	STRAIGHT ADAPTOR JIC MALE 74° CONE (SAE J514) ORFS FEMALE (SAE J1453) ADAPTADOR RECTO JIC MACHO ASIENTO A 74° (SAE J514) ORFS HEMBRA (SAE J1453)	270
A523024 	STRAIGHT ADAPTOR SAE OR BOSS MALE (SAE J1926) ORFS FEMALE (SAE J1453) ADAPTADOR RECTO SAE O BOSS MACHO (SAE J1926) ORFS HEMBRA (SAE J1453)	271
A532424 	45° ELBOW ADAPTOR ORFS MALE (SAE J1453) ADAPTADOR CODO 45° ORFS MACHO (SAE J1453)	271
A532431 	45° ELBOW ADJUSTABLE ADAPTOR ORFS MALE (SAE J1453) SAE MALE O-RING BOSS TYPE (SAE J1926) ADAPTADOR AJUSTABLE CODO 45° ORFS MACHO (SAE J1453) MACHO SAE TIPO O-RING BOSS (SAE J1926)	272
A562409 	90° ELBOW ADJUSTABLE ADAPTOR ORFS MALE (SAE J1453) BSP OR BOSS MALE (ISO 1179) ADAPTADOR AJUSTABLE CODO 90° ORFS MACHO (SAE J1453) BSP O BOSS MACHO (ISO 1179)	269
A562424 	90° ELBOW ADAPTOR ORFS MALE (SAE J1453) ADAPTADOR CODO 90° ORFS MACHO (SAE J1453)	272
A562428 	90° ELBOW ADAPTOR ORFS MALE (SAE J1453) NPTF MALE 60° CONE SEAT (SAE J514) ADAPTADOR CODO 90° MACHO ORFS (SAE J1453) - MACHO NPTF 60° (SAE J514)	274
A562431 	90° ELBOW ADJUSTABLE ADAPTOR ORFS MALE (SAE J1453) SAE MALE O-RING BOSS TYPE (SAE J1926) ADAPTADOR AJUSTABLE CODO 90° ORFS MACHO (SAE J1453) SAE MACHO TIPO O-RING BOSS (SAE J1926)	274
A582424 	90° ELBOW ADAPTOR ORFS MALE-ORFS FEMALE (SAE J1453) ADAPTADOR CODO 90° ORFS MACHO-ORFS HEMBRA (SAE J1453)	275
A583124 	90° ELBOW ADJUSTABLE ADAPTOR ORFS FEMALE (SAE J1453) SAE OR BOSS MALE (SAE J1926) ADAPTADOR AJUSTABLE CODO 90° ORFS HEMBRA (SAE J1453) SAE O BOSS MACHO (SAE J1926)	275

Description Descripción	Reference Referencia	Page Página
A702424 	UNION TEE ORFS MALE (SAE J1453) TE UNION ORFS MACHO (SAE J1453)	276
A712424 	BRANCH TEE ORFS MALE - ORFS FEMALE (SAE J1453) TE MACHO ORFS - ORFS HEMBRA (SAE J1453)	278
A722424 	RUN TEE ORFS MALE - ORFS FEMALE (SAE J1453) TE MACHO ORFS - ORFS HEMBRA (SAE J1453)	278
A762427 	RUN TEE BULKHEAD ORFS MALE (SAE J1453) TE PASATABIQUE MACHO ORFS (SAE J1453)	277
A762431 	RUN TEE ADJUSTABLE ORFS MALE (SAE J1453) SAE MALE O-RING BOSS TYPE (SAE J1926) TE AJUSTABLE ORFS MACHO (SAE J1453) SAE MACHO TIPO O-RING BOSS (SAE J1926)	277
A782431 	BRANCH TEE ADJUSTABLE ORFS MALE (SAE J1453) SAE MALE O-RING BOSS TYPE (SAE J1926) TE AJUSTABLE MACHO ORFS (SAE J1453) SAE MACHO TIPO O-RING BOSS (SAE J1926)	276

NPTF - NPSM ADAPTORS **NEW RANGE**

A402800 	MALE PLUG NPTF 60° CONE SEAT (SAE J514) TAPÓN MACHO NPTF ASIENTO A 60° (SAE J514)	279
A502828 	STRAIGHT ADAPTOR NPTF MALE 60° CONE SEAT (SAE J514) ADAPTADOR MACHO RECTO ASIENTO A 60° (SAE J514)	279
A512834 	STRAIGHT ADAPTOR NPSM SWIVEL FEMALE 60° CONE (SAE J514) NPTF FIXED FEMALE (SAE J514) ADAPTADOR HEMBRA GIRATORIO NPSM ASIENTO A 60° (SAE J514) - HEMBRA FIJO NPTF (SAE J514)	281
A513434 	STRAIGHT ADAPTOR NPTF FIXED FEMALE (SAE J514) ADAPTADOR RECTO HEMBRA FIJO NPTF (SAE J514)	282

Description Descripción	Reference Referencia	Page Página
 <p>A522828 STRAIGHT ADAPTOR NPTF MALE 60° CONE SEAT (SAE J514) NPSM SWIVEL FEMALE 60° CONE (SAE J514) ADAPTADOR MACHO RECTO ASIENTO A 60° (SAE J514) - HEMBRA GIRATORIO 60° NPSM (SAE J514) BSP HEMBRA ASIENTO A 60° (ISO 228)</p>	280	
 <p>A522834 INCREASE ADAPTORS / REDUCER BUSHINGS NPTF MALE - NPTF FIXED FEMALE (SAE J514) ADAPTADOR PROLONGADOR / REDUCTOR MACHO NPTF - HEMBRA FIJA NPTF</p>	281	
 <p>A523028 STRAIGHT ADAPTOR SAE MALE O-RING BOSS TYPE (SAE J1926) NPSM SWIVEL FEMALE 60° CONE (SAE J514) ADAPTADOR RECTO MACHO SAE TIPO O-RING BOSS (SAE J1926) - HEMBRA GIRATORIO 60° NPSM (SAE J514)</p>	282	
 <p>A552828 45° ELBOW ADAPTOR NPTF MALE 60° CONE SEAT (SAE J514) NPSM SWIVEL FEMALE 60° CONE (SAE J514) ADAPTADOR CODO 45° NPTF MACHO ASIENTO A 60° (SAE J514) - HEMBRA GIRATORIO 60° NPSM (SAE J514)</p>	283	
 <p>A553128 45° ELBOW ADJUSTABLE ADAPTOR SAE MALE O-RING BOSS TYPE (SAE J1926) NPSM SWIVEL FEMALE 60° CONE (SAE J514) ADAPTADOR ADJUSTABLE CODO 45° SAE TIPO O-RING BOSS (SAE J1916) - HEMBRA GIRATORIO 60° NPSM (SAE J514)</p>	283	
 <p>A562828 90° ELBOW ADAPTOR NPTF MALE 60° CONE SEAT (SAE J514) ADAPTADOR MACHO CODO 90° NPTF ASIENTO A 60° (SAE J514)</p>	284	
 <p>A572834 90° ELBOW ADAPTOR NPSM SWIVEL FEMALE 60° CONE (SAE J514) NPTF FIXED FEMALE (SAE J514) ADAPTADOR HEMBRA CODO 90° NPSM GIRATORIO ASIENTO A 60° (SAE J514) - HEMBRA FIJO NPTF (SAE J514)</p>	286	
 <p>A573434 90° ELBOW ADAPTOR NPTF FIXED FEMALE (SAE J514) ADAPTADOR CODO 90° HEMBRA FIJO NPTF (SAE J514)</p>	286	
 <p>A582828 90° ELBOW ADAPTOR NPTF MALE 60° CONE SEAT (SAE J514) NPSM SWIVEL FEMALE 60° CONE (SAE J514) ADAPTADOR MACHO CODO 90° NPTF ASIENTO A 60° (SAE J514) - HEMBRA GIRATORIO 60° NPSM (SAE J514)</p>	284	
 <p>A582834 90° ELBOW ADAPTOR NPTF MALE 60° CONE SEAT (SAE J514) NPTF FIXED FEMALE (SAE J514) ADAPTADOR MACHO CODO 90° NPTF ASIENTO A 60° (SAE J514) - HEMBRA FIJO NPTF (SAE J514)</p>	285	
 <p>A583128 90° ELBOW ADJUSTABLE ADAPTOR SAE MALE O-RING BOSS TYPE (SAE J1926) NPSM SWIVEL FEMALE 60° CONE (SAE J514) ADAPTADOR MACHO ADJUSTABLE CODO 90° SAE TIPO O-RING BOSS (SAE J1916) - HEMBRA GIRATORIO 60° NPSM (SAE J514)</p>	285	

Description Descripción	Reference Referencia	Page Página
 <p>A732828 UNION TEE NPSM SWIVEL FEMALE 60° CONE (SAE J514) TE HEMBRA NPSM GIRATORIO 60° (SAE J514)</p>	287	
 <p>A733434 UNION TEE NPTF FIXED FEMALE (SAE J514) TE HEMBRA NPSM FIJO (SAE J514)</p>	287	
 <p>A742828 BRANCH TEE NPSM SWIVEL FEMALE 60° CONE (SAE J514) NPTF MALE 60° CONE SEAT (SAE J514) TE HEMBRA NPSM GIRATORIO 60° (SAE J514) - MACHO NPTF ASIENTO A 60° (SAE J514)</p>	288	
 <p>A742834 BRANCH TEE NPTF FIXED FEMALE (SAE J514) NPTF MALE 60° CONE SEAT (SAE J514) TE HEMBRA NPTF FIJO (SAE J514) - MACHO NPTF ASIENTO A 60° (SAE J514)</p>	288	

THE CONCEPT

The adaptor is an interface for connecting a number of ports without direct compatibility. Adaptors can be classified into PRODUCT GROUPS (JIC, ORFS, BSP, etc.) depending on end configuration type.

MF4000 range is manufactured from a solid piece of steel; Straight adaptors are manufactured from cold drawn bars and 45°, 90°, Tee and Cross geometry one are forged and then machined. This process eliminates the potential leak points that are typical of brazed fittings.

Standard O-rings supplied with MF4000 adaptors range are made in NBR 90 ±5 Shore A and they are suitable for petroleum-base and non flammable water-base hydraulic fluids.

Our products are zinc plated so to provide corrosion protection responding to SAE and ISO standards when tested according to ASTM-B117, ISO 9227 salt spray test method.

In order to make the best choice among the product groups, some key features are provided in the following table.

El adaptador es una interfase para conectar un número de roscas sin compatibilidad directa. Los adaptadores pueden ser clasificados en GRUPOS DE PRODUCTO (JIC, ORFS, BSP, etc.) dependiendo del tipo de configuración de su terminal.

La gama MF4000 está fabricada de una pieza sólida de acero, tanto rectos como en tes, y en cruz, a 45° y a 90°, las geometrías son forjadas y luego mecanizadas. Este proceso elimina las posibles fugas que son típicas de los adaptadores soldados.

Los O-rings estándares suministrados con los adaptadores MF4000 son de NBR 90 ±5 Shore A y son apropiados para fluidos hidráulicos con base en petróleo y no inflamables con base en agua.

Nuestros productos tienen un cincado plateado para proporcionar protección contra la corrosión respondiendo a los estándares SAE e ISO y para cumplir con el método de evaluación con salmuera ASTM-B177, ISO 9227.

Para hacer su mejor selección entre los grupos de productos, algunos puntos claves son suministrados en la siguiente tabla.

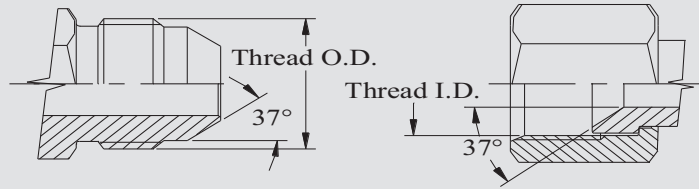
STEEL TUBE FITTINGS COMPARISON

CUADRO COMPARATIVO ENTRE TIPOS DE CONECTOR

MAIN CHARACTERISTICS FEATURE CARACTERISTICA

		JIC	BSP	ORFS
PERFORMANCE COMPORTAMIENTO	Pressure Capability Capacidad de presión	Medium to High Media a Alta	Medium to High Media a Alta	Very High Muy alta
	Seal Reliability Confiabilidad de sellado	Good Buena	Good Buena	Excellent Excelente
	Vibration Resistance in Rigid Systems Resistencia a la vibración en sistemas rígidos	Good Buena	Very Good Muy buena	Excellent Excelente
ASSEMBLY ENSAMBLE		Very Good Muy bueno	Good Bueno	Excellent Excelente
		Easy and quick tube preparation and good ease of installation Fácil y rápida preparación del tubo y buena facilidad de instalación	Easy and quick tube preparation and good ease of installation Fácil y rápida preparación del tubo y buena facilidad de instalación	Easy and quick tube preparation and excellent ease of installation Fácil y rápida preparación del tubo y buena facilidad de instalación
OIL SEAL TYPE TIPO DE SELLADO		Metal to Metal Metal a Metal	Metal to Metal Metal a Metal	Elastomeric Seal Sellado elastomérico
TEMPERATURE CAPABILITY RESISTENCIA A TEMPERATURA	Without O-ring Sin O-ring	(-50°C +260°C)	(-50°C +260°C)	NOT AVAILABLE NO DISPONIBLE
	With O-ring Con O-ring	NOT AVAILABLE** NO DISPONIBLE**	(-35°C +125°C)	(-35°C +125°C)
CURRENT USE USO ACTUAL		Used throughout the world Usado en todo el mundo	Mainly used in Japan & British Commonwealth countries Usado principalmente en Japón y los países de la Unión Británica	Mainly used in North America, gaining importance in Europe and Japan Usado principalmente en Norteamérica, ganando importancia en Europa y Japón
SPECIFICATIONS ESPECIFICACIONES		SAE J514 and ISO 8431-2 SAE J514 e ISO 8431-2	BS 5200 and ISO 8434-6 BS 5200 e ISO 8434-6	SAE J1453 and ISO 8431-3 SAE J1453 e ISO 8431-3

TERMINATION ENDS SAE J514, 37° FLARE - JIC



This connection type is very common in hydraulic circuits. Both the male and female have a 37° cone seat. When the straight threads are engaged the seal takes place. The connection is held mechanically by the threads.

WARNING: In sizes -04, -05, -08, and -10, the threads of the SAE 37° and SAE 45° are the same but the connectors have different sealing angles.

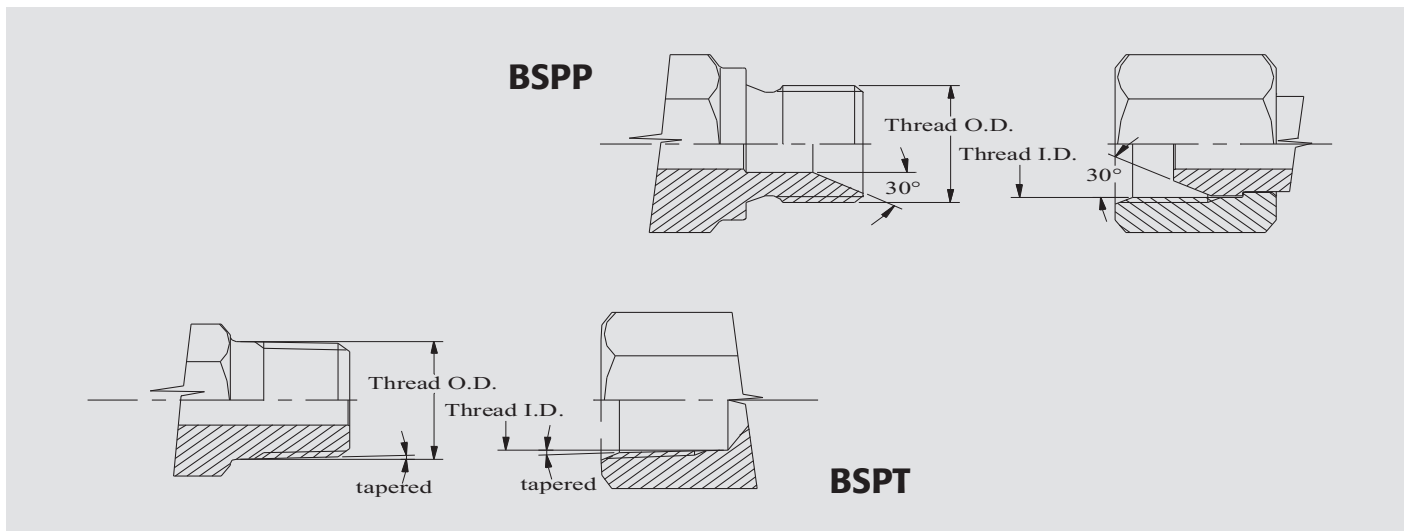
Este tipo de conexión es muy común en circuitos hidráulicos. Tanto el macho como la hembra tienen un asiento de 37° y cuando las roscas están unidas tiene lugar el sellado. La conexión está sostenida mecánicamente por la rosca.

PRECAUCION: En los tamaños -04, -05, -08, y -10, la rosca de la SAE 37° y SAE 45° es la misma pero se debe tener cuidado en no confundir estos dos conectores porque tienen diferentes ángulos de sellado.

Inch size	Dash	Nominal Thread size	Male thread O.D.		Female thread I.D.		Working pressure		Suggested torque values (Nm)	
			mm	inch	mm	inch	bar	psi	min.	max.
1/4"	-04	7/16" - 20	11,2	0,44	9,9	0,39	310	4490	12	15
5/16"	-05	1/2" - 20	12,7	0,50	11,4	0,45	310	4490	18	22
3/8"	-06	9/16" - 18	14,2	0,56	12,9	0,51	280	4060	24	32
1/2"	-08	3/4" - 16	19,0	0,75	17,0	0,67	280	4060	45	52
5/8"	-10	7/8" - 14	22,3	0,88	20,3	0,80	210	3040	68	80
3/4"	-12	1.1/16" - 12	26,9	1,06	24,9	0,98	210	3040	93	105
7/8"	-14	1.3/16" - 12	30,0	1,18	27,7	1,09	210	3040	115	130
1"	-16	1.5/16" - 12	33,3	1,31	31,0	1,22	180	2610	130	148
1.1/4"	-20	1.5/8" - 12	41,4	1,63	39,1	1,54	140	2030	175	192
1.1/2"	-24	1.7/8" - 12	47,7	1,88	45,5	1,79	100	1450	215	230

TERMINATION ENDS

British Standard Pipe - BSP (BSPP Parallel-ISO 228-PT & BSPT Tapered-ISO 7-PT)



The British connection has two types of threads: BSPP and BSPT.

The BSPP thread is parallel and the male has a 30° flare seat which seals with a BSPP female on its 30° cone seat. The threads hold the connection mechanically.

The BSPT male thread is tapered and usually mates with a port. The seal takes place by thread distortion, therefore sealant is recommended.

The BSPP/BSPT are similar to NPSM/NPT American connections with exception for the thread pitch that is different in most sizes.

La conexión Británica tiene dos tipos de rosca: BSPP y BSPT.

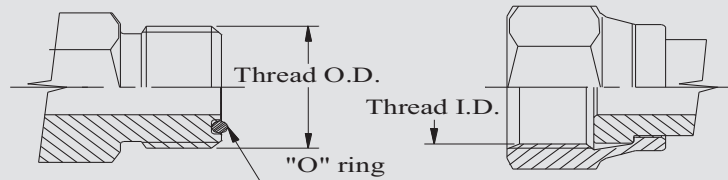
La cuerda BSPP es paralela y el macho tiene un asiento ensanchado de 30° el cual sella con una hembra BSP con su asiento de 30°. Los hilos sostienen la conexión mecánicamente.

La rosca macho BSPT es cónica y usualmente encaja con otra rosca. El sellado tiene lugar por la distorsión del hilo razón por la cual se recomienda un sellante.

Los BSPP/BSPT son similares a las conexiones americanas NPSM/NPT excepto por el hilo de rosca que es diferente en la mayoría de los tamaños.

Inch size	Dash	Nominal Thread size	Male thread O.D.		Female thread I.D.		Working pressure		Suggested torque values (Nm)	
			mm	inch	mm	inch	bar	psi	min.	max.
1/8"	-02	1/8" - 28	10,3	0,41	9,4	0,37	350	5070	10	12
1/4"	-04	1/4" - 19	13,7	0,54	12,4	0,49	350	5070	15	20
3/8"	-06	3/8" - 19	17,3	0,68	15,7	0,62	350	5070	25	32
1/2"	-08	1/2" - 14	21,3	0,84	19,3	0,76	315	4560	45	55
5/8"	-10	5/8" - 14	22,9	0,90	21,1	0,83	315	4560	55	65
3/4"	-12	3/4" - 14	26,9	1,06	24,9	0,98	250	3620	80	93
1"	-16	1" - 11	33,3	1,31	31,5	1,24	200	2900	104	120
1.1/4"	-20	1.1/4" - 11	42,2	1,66	40,1	1,58	160	2320	150	170
1.1/2"	-24	1.1/2" - 11	48,3	1,90	46,2	1,82	125	1810	210	230

TERMINATION ENDS SAE J1453, O-RING Face Seal - ORFS



This connection offers the best leakage control available in the market and it is designed to work with very high pressures.

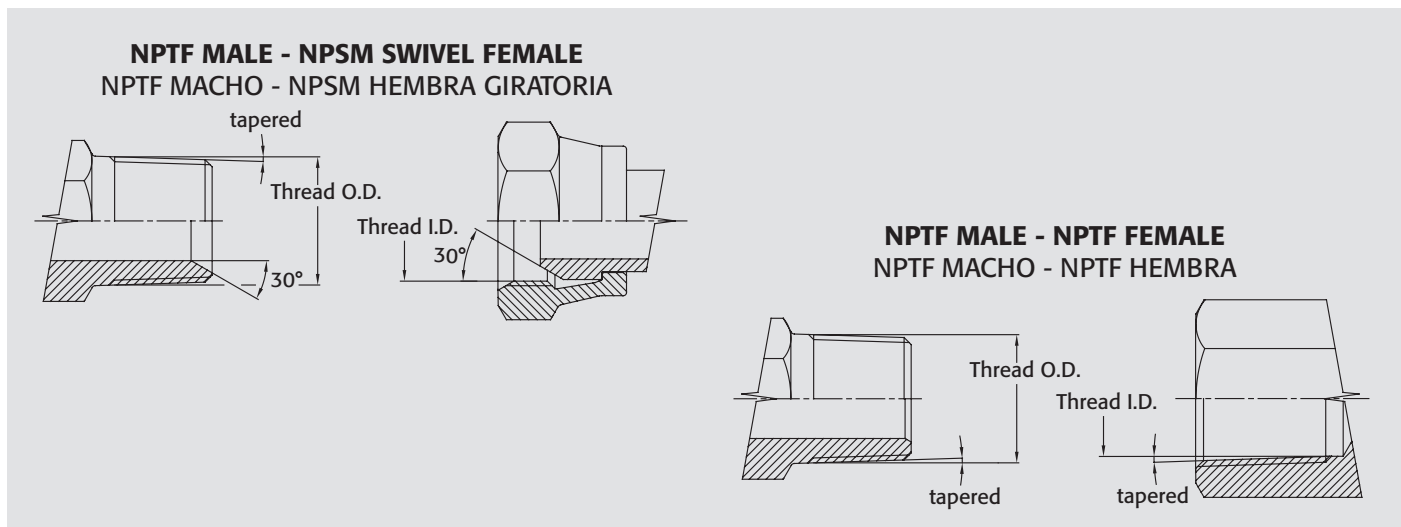
The male has a straight thread with an O-ring in the face. The female has a straight thread with a machined flat face. The seal is made by the compression of the O-ring onto the female flat face and the connection is mechanically held in place by the threads.

Esta conexión ofrece el mejor control de fugas disponible en el mercado en la actualidad y está diseñado para trabajar con presiones muy altas.

El macho tiene un hilo recto y un O-ring en la cara mientras que la hembra tiene un hilo recto con una cara plana mecanizada. El sellado se hace por la compresión del O-ring en la cara plana hembra y la conexión es mecánicamente sostenida en su lugar por la rosca.

Inch size	Dash	Nominal Thread size	Male thread O.D.		Female thread I.D.		Working pressure		Suggested torque values (Nm)		O-ring dimensions
			mm	inch	mm	inch	bar	psi	min.	max.	
1/4"	-04	9/16" - 18	14,2	0,56	12,9	0,51	420	6090	15	18	7,65x1,78
3/8"	-06	11/16" - 16	17,3	0,68	16,0	0,63	420	6090	24	28	9,25x1,78
1/2"	-08	13/16" - 16	20,6	0,81	19,0	0,75	400	5800	43	50	12,42x1,78
5/8"	-10	1" - 14	25,4	1,00	23,6	0,93	400	5800	62	68	15,6x1,78
3/4"	-12	1.3/16" - 12	30,0	1,18	27,8	1,10	400	5800	93	100	18,77x1,78
1"	-16	1.7/16" - 12	36,6	1,44	34,5	1,36	350	5070	125	140	23,52x1,78
1.1/4"	-20	1.11/16" - 12	42,7	1,68	40,6	1,60	270	3910	170	190	29,87x1,78
1.1/2"	-24	2" - 12	50,8	2,00	48,8	1,92	210	3040	210	230	37,82x1,78

TERMINATION



American Standard Pipe - NPTF Dryseal Taper Thread SAE J476 - ANSI B1.20.3 NPSM Straight Thread ANSI B1.20.1

NPTF and NPSM threads are American connections having a 60° angle between the flanks. The NPTF male and female threads are tapered they have controlled truncation to assure metal to metal contact between crest and root and sealing on the thread. The NPTF male machined with a 30° flare seat mates also with NPSM female (parallel thread). In this case the sealing is ensured on the metal to metal contact between the cones.

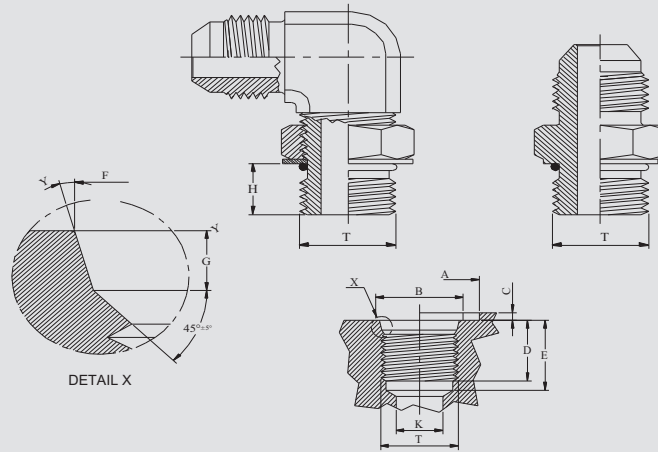
WARNING: Torque values need to be reduced by 50% in the NPTF/NPSM connections and by 25-30% if sealant is present.

Las rosas NPTF y NPSM son conexiones Americanas que tienen un ángulo de 60° entre los hilos. El macho NPTF y la rosca hembra son cónicos y controlan el trucamiento para asegurar el contacto metal con metal entre cresta y raíz y crear la estanqueidad en la rosca. El macho NPTF tiene un asiento cónico de 30° también para la unión con la hembra NPTF/NPSM (rosca cilíndrica). En este caso la estanqueidad se realiza con el contacto metal con metal entre los conos.

ADVERTENCIA: Los valores de apriete necesita ser reducidos un 50% en las conexiones NPTF/NPSM y un 25-30% si se aplica sellante.

Inch size Tamaño pulgadas	Dash módulo	Nominal thread size Tamaño rosca	Male thread o.d. Rosca Macho		Female thread i.d. Rosca hembra		Working pressure Presión máxima trabajo		Suggested torque values (Nm) Par de apriete máxima
			mm	inch	mm	inch	bar	psi	
1/8"	-02	1/8"-27	10,4	0,41	9,2	0,36	345	5000	20
1/4"	-04	1/4"-18	14,0	0,55	12,2	0,48	345	5000	30
3/8"	-06	3/8"-18	17,3	0,68	15,5	0,61	275	4000	40
1/2"	-08	1/2"-14	21,6	0,85	19,2	0,76	240	3500	55
3/4"	-12	3/4"-14	26,9	1,06	24,6	0,97	155	2250	70
1"	-16	1"-11,5	33,8	1,33	30,7	1,21	135	2000	90
1.1/4"	-20	1.1/4"-11,5	42,4	1,67	39,4	1,55	110	1625	100
1.1/2"	-24	1.1/2"-11,5	48,5	1,91	45,5	1,79	85	1250	120

PORT DIMENSIONS UNF-UN Thread Port Dimensions (SAE J475 - J1926)



Thread Dimensions	7/16"-20	1/2"-20	9/16"-18	3/4"-16	7/8"-14	1.1/16"-12	1.3/16"-12	1.5/16"-12	1.5/8"-12	1.7/8"-12
T Nom.	11,11	12,7	14,29	19,05	22,23	26,99	30,16	33,34	41,27	47,62
C Max.	1,5	1,5	1,5	2,4	2,4	2,4	2,4	3	3	3
D Min.	12	12	13	15	17	20	20	20	20	20
E Min.	14	14	16	18	20	24	24	24	24	24
K Min.	5	6	7,5	10	12,5	16	18	21	27	33
A Min.	21	23	25	30	34	41	45	49	58	65
B Min.	15	16	18	22	26	32	35	38	48	54
F ± 0,05	12,45	14,05	15,70	20,65	24	29,20	32,40	35,55	43,55	49,90
G ± 0,2	2,5	2,6	2,7	2,7	2,7	3,5	3,5	3,5	3,5	3,5
Y ± 1°	12°	12°	12°	15°	15°	15°	15°	15°	15°	15°
H Ref.	9,5	9,5	10,5	12	13,5	15,5	15,5	15,5	15,5	15,5
O-ring	8,92x1,83	10,52x1,83	11,9x1,98	16,36x2,21	19,18x2,46	23,47x2,95	26,59x2,95	29,74x2,95	37,47x3,00	43,7x3,00
Assembly torque (Nm)	21	26	37	74	105	180	225	285	305	390

TECHNICAL NOTES

Sealing with O-ring.

- If face of port is on machined surface, dimensions A and C need not apply as long as the surface requirements (Ra min 3,2) are able to avoid damage to the OR during installation.
- C is maximum recommended spotface depth to permit sufficient wrench grip for proper tightening of the fitting or locknut.
- Spot faced surface (dimension B) must be squared (0,2 mm) to thread in port.
- F diameter must be concentric (0,1mm) to thread in port.
- Surface on length G needs Ra 3,2 min in order to avoid damage on OR during installation.

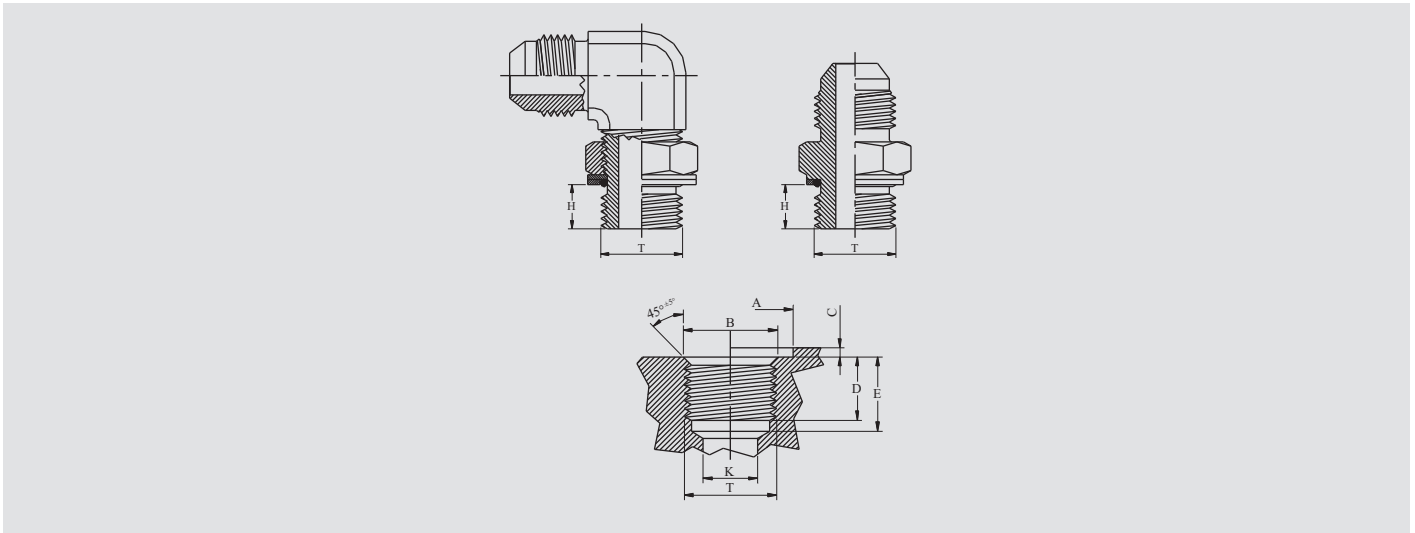
NOTAS TECNICAS

Sellando con O-ring.

- Si la superficie de la cara de la rosca está mecanizada, las dimensiones A y C no necesitan ser aplicadas ya que los requerimientos de la superficie (Ra min 3,2) puedan evitar el daño al O-ring durante la instalación.
- C es la máxima profundidad recomendada para permitir un apropiado encaje del acople o la contratuerca.
- La superficie expuesta (dimensión B) debe ser alineada (0,2 mm) con las roscas.
- El diámetro F debe ser concéntrico (0,1 mm) con las roscas.
- La superficie en la longitud G necesita Ra 3,2 min para evitar daño en el O-ring durante la instalación.

PORT DIMENSIONS

BSPB Thread Port Dimensions (retaining RING seat type) (ISO 1179-3)



Thread Dimensions	1/8"-28	1/4"-19	3/8"-19	1/2"-14	3/4"-14	1"-11	1.1/4"-11	1.1/2"-11
T Nom.	9,73	13,16	16,66	20,96	26,44	33,25	41,91	47,80
C Max.	1	1,5	2	2,5	2,5	2,5	2,5	2,5
D Min.	8	12	12	14	16	18	20	22
E Min.	13	18,5	18,5	22	24	27	29	31
A Min.	17	21	24,5	30	37	46	54	61
B +0.2/-0	9,8	13,2	16,7	21	27,1	33,3	42	47,9
H Ref.	6,5	9	9,5	11,5	13,5	15	16	16
O-ring	7,97x1,88	10,80x2,62	13,95x2,62	17,86x2,62	23,47x2,62	29,70x3,53	37,70x3,53	44x3,53
Assembly torque (Nm)	20	35	70	100	190	300	330	400

TECHNICAL NOTES

Sealing with O-ring and retaining washer.

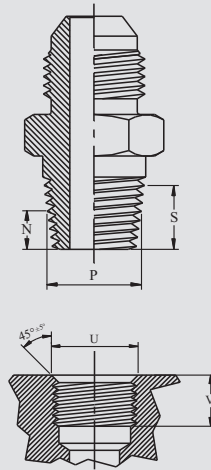
- If face of port is on machined surface, dimensions A and C need not apply as long as the surface requirements (Ra min 3,2) are able to avoid damage to the OR during installation.
- C is maximum recommended spotface depth to permit sufficient wrench grip for proper tightening of the fitting or locknut.
- Spot faced surface (dimension B) must be squared (0,2 mm) to thread in port.
- F diameter must be concentric (0,1 mm) to thread in port.

NOTAS TECNICAS

Sellando con O-ring y washer.

- Si la superficie de la cara de la rosca está mecanizada, las dimensiones A y C no necesitan ser aplicadas ya que los requerimientos de la superficie (Ra min 3,2) puedan evitar el daño al O-ring durante la instalación.
- C es la máxima profundidad recomendada para permitir un apropiado encaje del acople o la contratuerca.
- La superficie expuesta (dimensión B) debe ser alineada (0,2 mm) con las roscas.
- El diámetro F debe ser concéntrico (0,1 mm) con las roscas.

PORT DIMENSIONS BSPT Thread Port Dimensions (ISO 7-Thread)



Thread Dimensions	1/8"-28	1/4"-19	3/8"-19	1/2"-14	3/4"-14	1"-11	1.1/4"-11	1.1/2"-11
V Min.	5,5	8,5	8,5	10,5	13	14,5	17	17
U	9,72	13,15	16,66	20,95	26,44	33,24	41,91	47,8
N	4	6	6,4	8,2	9,5	10,4	12,7	12,7
S - Working Thread	6,5	9,7	10,1	13,2	14,5	16,8	19,1	19,1

TECHNICAL NOTES

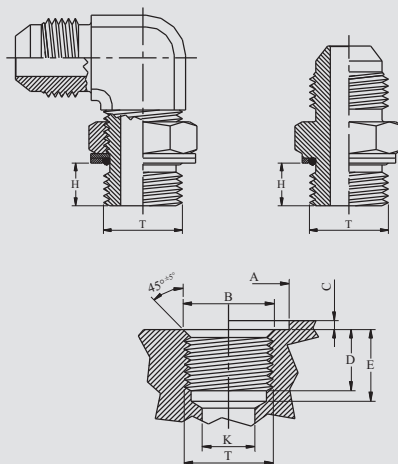
Sealing achieved by matching female parallel thread (port) and male tapered (fitting).

NOTAS TECNICAS

El sellado se obtiene acoplado la rosca paralela hembra (puerto) con el macho cónico (adaptador).

PORT DIMENSIONS

Metric Thread Port Dimensions (retaining RING seat type) (ISO 6149)



Thread Dimensions	10x1	12x1.5	14x1.5	16x1.5	18x1.5	20x1.5	22x1.5	26x1.5	27x2	33x2	42x2	48x2
T Nom.	10	12	14	16	18	20	22	26	27	33	42	48
C Max.	1	1,5	1,5	1,5	2	2	2,5	2,5	2,5	2,5	2,5	2,5
D Min.	8	12	12	12	12	14	14	16	16	18	20	22
E Min.	13,5	18,5	18,5	18,5	18,5	20,5	20,5	22,5	24	26	28	30
A Min.	16	20	21,5	24	27	30	32	36	37	45	55	62
B	10	12	14	16	18	20	22	26	27	33	42	48
H Ref.	8	9	9	10,5	12	12	12,5	12,5	14,5	14,5	15	17,5
O-ring	8,1x1,6	9,3x2,2	11,3x2,2	13,3x2,2	15,3x2,2	17,3x2,2	19,3x2,2	23,6x2,9	23,6x2,9	29,6x2,9	38,6x2,9	44,6x2,9
Assembly torque (Nm)	20	35	45	55	70	80	100	170	170	310	330	410

TECHNICAL NOTES

Sealing with O-ring and retaining washer.

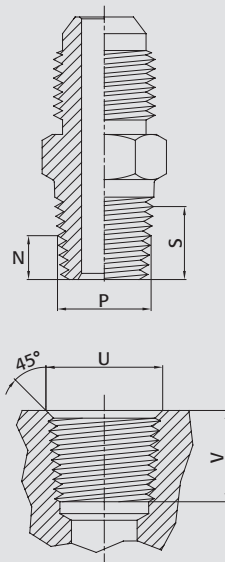
- If face of port is on machined surface. dimensions A and C need not apply as long as the surface requirements (Ra min 3,2) are able to avoid damage to the OR during installation.
- C is maximum recommended spotface depth to permit sufficient wrench grip for proper tightening of the fitting or locknut.
- Spot faced surface (dimension B) must be squared (0,2 mm) to thread in port.
- F diameter must be concentric (0,1 mm) to thread in port.

NOTAS TECNICAS

Sellando con O-ring y washer.

- Si la superficie de la cara del puerto está maquinada, las dimensiones A y C no necesitan ser aplicadas ya que los requerimientos de la superficie (Ra min 3,2) puedan evitar el daño al O-ring durante la instalación.
- C es la máxima profundidad recomendada para permitir un apropiado encaje del acople o la contratuerca.
- La superficie expuesta (dimensión B) debe ser alineada (0,2 mm) a la cuerda en el puerto.
- El diámetro F debe ser concéntrico (0,1 mm) a la cuerda en el Puerto.

PORT DIMENSIONS NPTF Thread Port Dimensions (SAE J476)



THREAD DIMENSIONS	1/8"-27	1/4"-18	3/8"-18	1/2"-14	3/4"-14	1"-11.5	1.1/4"-11.5	1.1/2"-11.5
V Min.	7,9	11,4	11,7	15,4	15,9	19,0	19,5	19,5
U ref.	10,2	13,5	17	21,2	26,5	33,1	41,9	48
N	4,1	5,8	6,1	8,1	8,6	10,2	10,7	10,7
P	9,5	12,5	15,9	19,8	25,1	31,5	40,2	46,3
S - Working Thread	7,6	11,6	11,8	15,4	15,7	19,6	20,2	20,6

TECHNICAL NOTES

Sealing achieved by matching female tapered thread and male tapered thread (deformation at the crest).

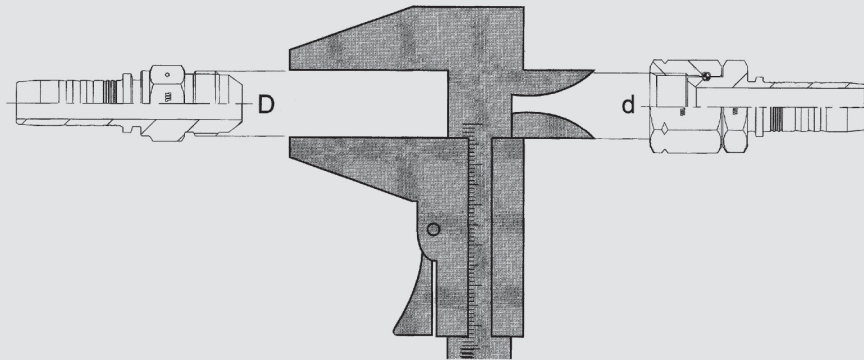
NOTAS TÉCNICAS

La estanqueidad se logra por el emparejamiento de los hilos en las roscas macho y hembra (deformación de las crestas).
No se aconseja una frecuente conexión y desconexión.

END-THREAD MEASUREMENT

To identify thread size termination end, measure the exterior male thread diameter O.D. or the internal female thread diameter I.D., and then, looking to the column mm, you will get the correspondent thread size.

Para identificar la medida de la cuerda, mida el diámetro exterior de la cuerda en el macho O.D. o el diámetro interior de la cuerda en la hembra I.D., luego mirando la columna mm obtendrá el tamaño correspondiente de la rosca.



MALE O.D.	mm	FEMALE I.D.
-----------	----	-------------

	8,5	3/8"-24 UNF
	8,7	1/8"-28 GAS
	9,2	1/8"-27 NPSM
3/8"-24 UNF	9,4	
1/8"-28 GAS	9,6	
M10x1	10,0	7/16"-20 UNF
1/8"-27 NPTF	10,4	
	10,5	M12x1,5
7/16"-20 UNF	11,0	
	11,4	1/2"-20 UNF
	11,6	1/4"-19 GAS
M12x1,5	12,0	
	12,2	1/4"-18 NPSM
1/2"-20 UNF	12,5	M14x1,5
1/4"-19 GAS	13,0	9/16"-18 UNF
1/4"-18 NPTF	13,9	
M14x1,5	14,0	
9/16"-18 UNF	14,2	
	14,5	M16x1,5
	14,6	5/8"-18 UNF
	15,1	3/8"-19 GAS
	15,5	3/8"-18 NPSM
5/8"-18 UNF	15,7	
M16x1,5	16,0	11/16"-16 UN
	16,5	M18x1,5
3/8"-19 GAS	16,6	
3/8"-18 NPTF	17,3	
11/16"-16 UN	17,4	3/4"-16 UNF
M18x1,5	18,0	
	18,5	M20x1,5
	18,8	1/2"-14 GAS
3/4"-16 UNF	19,0	13/16"-16 UN

MALE O.D.	mm	FEMALE I.D.
-----------	----	-------------

	19,2	1/2"-14 NPSM
M20x1,5	20,0	
	20,3	7/8"-14 UNF
13/16"-16 UN	20,5	M22x1,5
1/2"-14 GAS	20,8	
	21,1	5/8"-14 GAS
1/2"-14 NPTF	21,6	
M22x1,5	22,0	
7/8"-14 UNF	22,2	
	22,5	M24x1,5
5/8"-14 GAS	22,8	
	23,8	1"-14 UNS
M24x1,5	24,0	
	24,5	M26x1,5
	24,6	3/4"-14 GAS-NPSM
	24,9	1.1/16"-12 UN
	25,0	M27x2
1"-14 UNS	25,3	
M26x1,5	26,0	
3/4"-14 GAS	26,3	
1.1/16"-12 UN	26,7	
3/4"-14 NPTF	26,9	
M27x2	27,0	
	27,9	1.3/16"-12 UN
	28,0	M30x2
M30x2	30,0	
1.3/16"-12 UN	30,1	
	30,7	1"-11,5 NPSM
	30,9	1"-11 GAS
	31,0	M33x2
	31,2	1.5/16"-12 UN
M33x2	33,0	

MALE O.D.	mm	FEMALE I.D.
-----------	----	-------------

1"-11 GAS	33,2	
1.5/16"-12 UN	33,3	
1"-11,5 NPTF	33,8	
	34,0	M36x2
M36x2	36,0	
	39,1	1.5/8"-12 UN
	39,4	1.1/4"-11,5 NPSM
	39,5	1.1/4"-11 GAS
	40,0	M42x2
1.5/8"-12 UN	41,1	
1.1/4"-11 GAS	41,7	
M42x2	42,0	
1.1/4"-11,5 NPTF	42,4	
	43,0	M45x2
M45x2	45,0	
	45,2	1.1/2"-11 GAS
	45,5	1.1/2"-11,5 NPSM
	45,7	1.7/8"-12 UN
	46,0	M48x2
1.7/8"-12 UN	47,5	
1.1/2"-11 GAS	47,7	
M48x2	48,0	
1.1/2"-11,5 NPTF	48,5	
	48,8	2"-12 UN
	50,0	M52x2
2"-12 UN	50,7	
M52x2	52,0	
	57,0	2"-11 GAS
2"-11 GAS	59,4	
2"-11,5 NPTF	60,6	
	61,2	2.1/2"-12 UN
2.1/2"-12 UN	63,3	

COUPLING CHART FOR MANULI FITTINGS & ADAPTORS

Type	AC 37°	BSP 30°	ORFS Face Seal
	M12510	M10710	M12410
	M22512/M22513	M10510	M22411
	M22712	M20512/M20513	M22491 /M22493
	M22592/M22593	M20592/M20593	M22441 /M22443
	M22542/M22543	M20542/M20543	M24493
	M22582	M20812/M20813	
	M24792	M20892/M20893	
		M20842 / M20843	
	M20882		
	M47512	M35710	M47411
	M47592	M35510	M47491
	M47542	M45812	M47441
		M45892	
		M45842	
		L10510	
		L20513	
		L20593	
		L20543	

The MANULI® fittings part numbers, shown in the above chart, correspond to each adaptors type.

Los números de parte de las conexiones MANULI®, correspondientes a cada rango de adaptadores, son mostrados en el cuadro de arriba.

PART NUMBERING SYSTEM

FIRST DIGIT PRIMER DIGITO



The numbers stated in this position (from 4 to 9) refer respectively to the ends number

Los números indicados en esta posición (de 4 a 9) se refieren respectivamente al número de terminales

4 = one end / un terminal

5 = two ends / dos terminales

7 = three ends / tres terminales

9 = four ends / cuatro terminales

SECOND DIGIT SECUNDO DIGITO




The numbers stated in this position (from 0 to 9) refer respectively to the gender and geometry of the ends

Los números indicados en esta posición (de 0 a 9) se refieren respectivamente al género y geometría de los terminales

One end / Un terminal

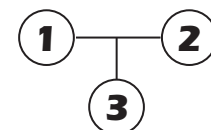
second digit segundo dígito	end gender género del terminal
0	male plug / tapón macho
1	female plug / tapón hembra
2	sleeve / férula
3	nut / tuerca

Two ends / Dos terminales



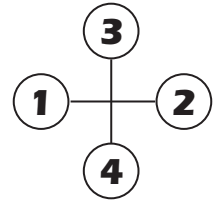
second digit segundo dígito	1 st end gender género del 1er terminal	2 nd end gender género del 2º terminal	geometry geometría
0	male / macho	male / macho	straight / recto
1	female / hembra	female / hembra	straight / recto
2	male / macho	female / hembra	straight / recto
3	male / macho	male / macho	45° elbow / codo de 45°
4	female / hembra	female / hembra	45° elbow / codo de 45°
5	male / macho	female / hembra	45° elbow / codo de 45°
6	male / macho	male / macho	90° elbow / codo de 90°
7	female / hembra	female / hembra	90° elbow / codo de 90°
8	male / macho	female / hembra	90° elbow / codo de 90°

Three ends / Tres terminales



second digit segundo dígito	1 st end gender género del 1er terminal	2 nd end gender género del 2º terminal	3 rd end gender género del 3er terminal
0	male / macho	male / macho	male / macho
1	male / macho	male / macho	female / hembra
2	male / macho	female / hembra	male / macho
3	female / hembra	female / hembra	female / hembra
4	female / hembra	female / hembra	male / macho
5	female / hembra	male / macho	female / hembra
6	male 1 / macho 1	male 2 / macho 2	male 1 / macho 1
7	female 1 / hembra 1	female 2 / hembra 2	female 1 / hembra 1
8	male 1 / macho 1	male 1 / macho 1	male 2 / macho 2
9	female 1 / hembra 1	female 1 / hembra 1	female 2 / hembra 2

PART NUMBERING SYSTEM



Four ends / Cuatro terminales

second digit segundo dígito	1 st end gender género del 1er terminal	2 nd end gender género del 2º terminal	3 rd en gender género del 3er terminal	4 th en gender género del 4º terminal
0	male / macho	male / macho	male / macho	male / macho
1	male 1 / macho 1	male 1 / macho 1	male 1 / macho 1	male 2 / macho 2
2	male 1 / macho 1	male 2 / macho 2	male 1 / macho 1	male 2 / macho 2
3	male / macho	male / macho	male / macho	female / hembra
4	male / macho	female / hembra	male / macho	female / hembra
5	male / macho	female / hembra	female / hembra	female / hembra
6	female / hembra	female / hembra	female / hembra	female / hembra
7	female 1 / hembra 1	female 1 / hembra 1	female 1 / hembra 1	female 2 / hembra 2
8	female 1 / hembra 1	female 2 / hembra 2	female 1 / hembra 1	female 2 / hembra 2
9	male / macho	male / macho	female / hembra	female / hembra

THIRD AND FOURTH DIGIT TERCERO Y CUARTO DÍGITO



The numbers stated in these positions indicate the first end.

Los números establecidos en estas posiciones indican la punta final referida al segundo dígito.

FIFTH AND SIXTH DIGIT QUINTO Y SEXTO DÍGITO



The numbers stated in these positions indicate the second end.

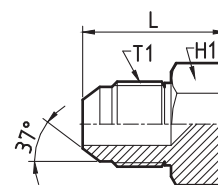
Los números establecidos en estas posiciones indican la punta final referida al tercer dígito.

- 02 **BSP Male Tapered Thread long - BSP Female Tapered Thread**
Rosca BSP macho cónico largo - Rosca BSP hembra cónica
- 03 **BSP Male Parallel Thread O-ring (Flat Face) - ISO 1179-3**
Rosca BSP macho paralelo con O-ring (cara plana) - ISO 1179-3
- 04 **BSP Female fixed / Rosca BSP hembra**
- 05 **BSP Parallel Thread (60° cone) / Rosca BSP paralela con asiento a 60°**
- 07 **BSP Male Tapered Thread / Rosca BSP macho cónico**
- 09 **BSP Parallel Thread O-ring (Flat Face) adjustable - ISO 1179-3**
Rosca BSP Paralela con O-ring (cara plana) ajustable - ISO 1179-3
- 19 **Metric ISO 6149 O-ring (Flat Face) / Rosca métrica ISO 6149 con O-ring (cara plana)**
- 22 **JIC Thread (37° cone) long / Rosca JIC larga (asiento a 37°)**
- 23 **JIC Thread (37° cone) bulkhead / Rosca JIC (asiento a 37°) pasatabique**
- 24 **ORFS type / Tipo ORFS**
- 25 **JIC Thread (37° cone) / Rosca JIC (asiento a 37°)**
- 27 **ORFS type bulkhead / Rosca ORFS pasatabique**
- 28 **NPTF male - NPSM swivel female / Macho NPTF - Hembra NPSM giratoria**
- 29 **ORFS type long / Tipo ORFS larga**
- 30 **SAE O-ring boss type / SAE O-ring tipo boss**
- 31 **SAE O-ring boss type adjustable / SAE O-ring tipo boss ajustable**
- 34 **NPFT female fixed / Hembra fija NPFT**

JIC ADAPTORS

A402500

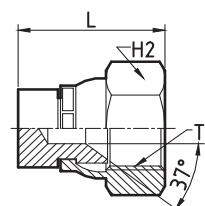
MALE PLUG JIC (SAE J514)
TAPON MACHO JIC (SAE J514)



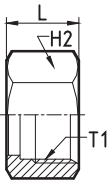
PART. REF.	THREADS	DIMENSIONS mm	
	T ₁ (UNF)	L	H ₁
A402500-04	7/16" - 20	20,0	14
A402500-05	1/2" - 20	21,0	14
A402500-06	9/16" - 18	23,0	16
A402500-08	3/4" - 16	25,0	22
A402500-10	7/8" - 14	29,0	24
A402500-12	1.1/16" - 12	33,0	30
A402500-14	1.3/16" - 12	34,0	32
A402500-16	1.5/16" - 12	36,0	35
A402500-20	1.5/8" - 12	41,0	43
A402500-24	1.7/8" - 12	44,0	50

A412500

FEMALE PLUG JIC (SAE J514)
TAPON HEMBRA JIC (SAE J514)



PART. REF.	THREADS	DIMENSIONS mm	
	T ₁ (UNF)	L	H ₂
A412500-04	7/16" - 20	24,0	16
A412500-05	1/2" - 20	25,0	16
A412500-06	9/16" - 18	27,0	19
A412500-08	3/4" - 16	31,0	22
A412500-10	7/8" - 14	32,0	27
A412500-12	1.1/16" - 12	34,0	32
A412500-14	1.3/16" - 12	34,0	35
A412500-16	1.5/16" - 12	39,0	38
A412500-20	1.5/8" - 12	44,0	50
A412500-24	1.7/8" - 12	48,0	55



A432500

NUT JIC (SAE J514)
TUERCA JIC (SAE J514)

PART. REF.	O.D. PIPE mm	THREADS	DIMENSIONS mm	
		T ₁ (UNF)	L	H ₂
A432500-06-04	6	7/16" - 20	15,5	16
A432500-08-05	8	1/2" - 20	17,0	17
A432500-10-06	10	9/16" - 18	18,3	19
A432500-12-08	12	3/4" - 16	21,3	24
A432500-14-10	14	7/8" - 14	24,5	27
A432500-15-10	15	7/8" - 14	24,5	27
A432500-16-10	16	7/8" - 14	24,5	27
A432500-18-12	18	1.1/16" - 12	26,0	32
A432500-20-12	20	1.1/16" - 12	26,0	32
A432500-25-16	25	1.5/16" - 12	28,5	38
A432500-30-20	30	1.5/8" - 12	31,0	50
A432500-32-20	32	1.5/8" - 12	31,0	50
A432500-38-24	38	1.7/8" - 12	36,0	55



A422500

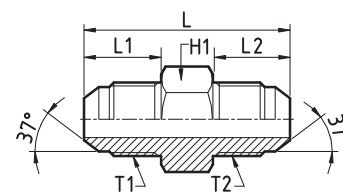
SLEEVE JIC (SAE J514)
FÉRULA JIC (SAE J514)

PART. REF.	O.D. PIPE mm	THREADS	DIMENSIONS mm	
	D	T ₁ (UNF)	L	
A422500-06-04	6	7/16" - 20	10,5	
A422500-08-05	8	1/2" - 20	11,5	
A422500-10-06	10	9/16" - 18	12,5	
A422500-12-08	12	3/4" - 16	14,5	
A422500-14-10	14	7/8" - 14	16,5	
A422500-15-10	15	7/8" - 14	16,5	
A422500-16-10	16	7/8" - 14	16,5	
A422500-18-12	18	1.1/16" - 12	17,0	
A422500-20-12	20	1.1/16" - 12	17,0	
A422500-25-16	25	1.5/16" - 12	19,5	
A422500-30-20	30	1.5/8" - 12	23,0	
A422500-32-20	32	1.5/8" - 12	23,0	
A422500-38-24	38	1.7/8" - 12	28,5	

JIC ADAPTORS

A502525

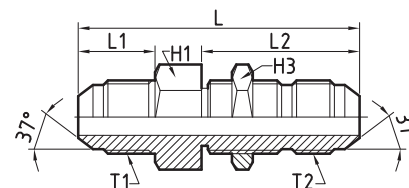
STRAIGHT ADAPTOR JIC MALE 74° CONE (SAE J514)
ADAPTADOR MACHO RECTO JIC ASIEN TO A 74° (SAE J514)



PART. REF.	THREADS		DIMENSIONS mm			
	T ₁ (UNF)	T ₂ (UNF)	L	L ₁	L ₂	H ₁
A502525-04-04	7/16" - 20	7/16" - 20	34,0	14,0	14,0	12
A502525-05-05	1/2" - 20	1/2" - 20	36,0	15,0	15,0	14
A502525-06-06	9/16" - 18	9/16" - 18	38,0	16,0	16,0	14
A502525-06-08	9/16" - 18	3/4" - 16	43,0	17,0	18,0	19
A502525-08-08	3/4" - 16	3/4" - 16	41,0	17,0	17,0	19
A502525-08-10	3/4" - 16	7/8" - 14	48,0	19,0	21,0	22
A502525-10-10	7/8" - 14	7/8" - 14	46,0	18,5	18,5	22
A502525-10-12	7/8" - 14	1.1/16" - 12	56,0	22,0	24,0	27
A502525-12-12	1.1/16" - 12	1.1/16" - 12	52,0	21,0	21,0	27
A502525-16-16	1.5/16" - 12	1.5/16" - 12	60,0	25,0	25,0	35
A502525-20-20	1.5/8" - 12	1.5/8" - 12	65,0	26,5	26,5	44
A502525-24-24	1.7/8" - 12	1.7/8" - 12	71,0	29,0	29,0	50
A502525-32-32	2.1/2" - 12	2.1/2" - 12	86,0	35,0	35,0	65

A502523

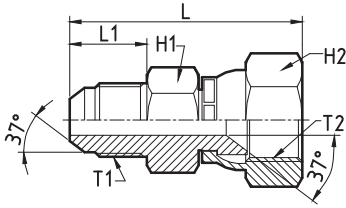
STRAIGHT BULKHEAD ADAPTOR
JIC MALE 74° CONE (SAE J514)
ADAPTADOR MACHO RECTO JIC ASIEN TO A 74° (SAE J514)



PART. REF.	THREADS		DIMENSIONS mm				
	T ₁ (UNF)	T ₂ (UNF)	L	L ₁	L ₂	H ₁	H ₃
A502523-04-04	7/16" - 20	7/16" - 20	53,0	14,0	31,5	16	16
A502523-05-05	1/2" - 20	1/2" - 20	53,5	15,0	31,0	19	16
A502523-06-06	9/16" - 18	9/16" - 18	56,0	16,0	33,0	19	19
A502523-08-08	3/4" - 16	3/4" - 16	62,0	18,5	36,0	24	24
A502523-10-10	7/8" - 14	7/8" - 14	69,5	19,5	40,0	27	27
A502523-12-12	1.1/16" - 12	1.1/16" - 12	79,0	22,0	45,5	32	32
A502523-16-16	1.5/16" - 12	1.5/16" - 12	80,0	23,0	45,5	38	38
A502523-20-20	1.5/8" - 12	1.5/8" - 12	87,0	26,0	46,5	50	50
A502523-24-24	1.7/8" - 12	1.7/8" - 12	90,0	29,0	47,0	55	55
A502523-32-32	2.1/2" - 12	2.1/2" - 12	106,5	35,0	53,0	70	70

A522525

STRAIGHT ADAPTOR JIC MALE 74° CONE
 JIC FEMALE 74° CONE SEAT (SAE J514)
 ADAPTADOR MACHO RECTO JIC ASIENTO A 74°
 JIC HEMBRA ASIENTO A 74° (SAE J514)



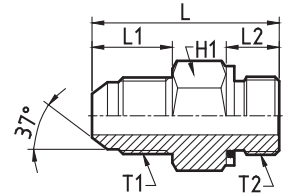
PART. REF.	THREADS	DIMENSIONS mm
------------	---------	------------------

	T ₁ (UNF)	T ₂ (UNF)	L	L ₁	H ₁	H ₂
A522525-04-06	7/16" - 20	9/16" - 18	42,0	14,0	14	19
A522525-04-08	7/16" - 20	3/4" - 16	47,0	15,0	19	22
A522525-04-10	7/16" - 20	7/8" - 14	50,0	16,0	22	27
A522525-04-12	7/16" - 20	1.1/16" - 12	55,0	16,0	27	32
A522525-05-06	1/2" - 20	9/16" - 18	42,0	15,0	14	19
A522525-05-08	1/2" - 20	3/4" - 16	47,0	15,0	19	22
A522525-06-06	9/16" - 18	9/16" - 18	42,0	16,0	14	19
A522525-06-08	9/16" - 18	3/4" - 16	48,0	16,0	19	22
A522525-06-10	9/16" - 18	7/8" - 14	51,0	16,0	22	27
A522525-06-12	9/16" - 18	1.1/16" - 12	55,0	16,0	27	32
A522525-08-08	3/4" - 16	3/4" - 16	50,0	18,0	19	22
A522525-08-10	3/4" - 16	7/8" - 14	53,0	18,0	22	27
A522525-08-12	3/4" - 16	1.1/16" - 12	56,0	18,0	27	32
A522525-10-12	7/8" - 14	1.1/16" - 12	58,0	21,0	27	32
A522525-12-14	1.1/16" - 12	1.3/16" - 12	62,0	24,0	30	35
A522525-12-16	1.1/16" - 12	1.5/16" - 12	67,0	24,0	35	38
A522525-12-20	1.1/16" - 12	1.5/8" - 12	71,0	24,0	43	50
A522525-14-16	1.3/16" - 12	1.5/16" - 12	68,0	25,0	35	38
A522525-14-20	1.3/16" - 12	1.5/8" - 12	70,0	25,0	43	50
A522525-16-20	1.5/16" - 12	1.5/8" - 12	70,0	25,0	43	50
A522525-20-24	1.5/8" - 12	1.7/8" - 12	78,0	28,0	50	55

JIC ADAPTORS

A502503

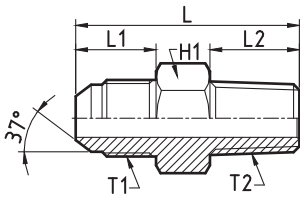
STRAIGHT ADAPTOR JIC MALE 74° CONE (SAE J514)
 BSP MALE O-RING BOSS TYPE (ISO 1179-3)
 ADAPTADOR MACHO RECTO JIC ASIENTO A 74° (SAE J514)
 BSP MACHO TIPO O-RING BOSS (ISO 1179-3)



PART. REF.	THREADS		DIMENSIONS mm			
	T ₁ (UNF)	T ₂ (BSPP)	L	L ₁	L ₂	H ₁
A502503-04-02	7/16" - 20	1/8" - 28	30,0	15,0	8,5	14
A502503-04-04	7/16" - 20	1/4" - 19	36,0	16,0	12,0	19
A502503-04-06	7/16" - 20	3/8" - 19	36,5	16,0	12,0	22
A502503-04-08	7/16" - 20	1/2" - 14	40,5	16,0	14,0	27
A502503-05-02	1/2" - 20	1/8" - 28	30,0	15,0	8,5	14
A502503-05-04	1/2" - 20	1/4" - 19	36,5	16,0	12,0	19
A502503-05-06	1/2" - 20	3/8" - 19	36,5	16,0	12,0	22
A502503-06-04	9/16" - 18	1/4" - 19	37,0	16,0	12,0	19
A502503-06-06	9/16" - 18	3/8" - 19	37,0	17,0	12,0	22
A502503-06-08	9/16" - 18	1/2" - 14	41,0	17,0	14,0	27
A502503-08-04	3/4" - 16	1/4" - 19	39,0	18,0	12,0	19
A502503-08-06	3/4" - 16	3/8" - 19	39,0	18,0	12,0	22
A502503-08-08	3/4" - 16	1/2" - 14	43,0	19,0	14,0	27
A502503-08-12	3/4" - 16	3/4" - 14	47,0	19,0	16,0	32
A502503-10-06	7/8" - 14	3/8" - 19	42,0	21,0	12,0	22
A502503-10-08	7/8" - 14	1/2" - 14	45,0	21,0	14,0	27
A502503-10-12	7/8" - 14	3/4" - 14	49,0	21,0	16,0	32
A502503-12-08	1.1/16" - 12	1/2" - 14	48,0	24,0	14,0	27
A502503-12-12	1.1/16" - 12	3/4" - 14	52,0	24,0	16,0	32
A502503-12-16	1.1/16" - 12	1" - 11	55,0	24,0	18,0	41
A502503-14-12	1.3/16" - 12	3/4" - 14	54,0	23,0	16,0	32
A502503-16-12	1.5/16" - 12	3/4" - 14	53,0	25,0	16,0	35
A502503-16-16	1.5/16" - 12	1" - 11	55,0	25,0	18,0	41
A502503-16-20	1.5/16" - 12	1.1/4" - 11	60,0	26,0	20,0	50
A502503-20-16	1.5/8" - 12	1" - 11	59,0	28,0	18,0	43
A502503-20-20	1.5/8" - 12	1.1/4" - 11	62,0	28,0	20,0	50
A502503-24-20	1.7/8" - 12	1.1/4" - 11	64,0	30,0	20,0	50
A502503-24-24	1.7/8" - 12	1.1/2" - 11	67,0	30,0	22,0	55

A502507

STRAIGHT ADAPTOR JIC MALE 74° CONE (SAE J514)
 BSP MALE TAPERED (ISO 7)
 ADAPTADOR MACHO RECTO JIC ASIENTO A 74° (SAE J514)
 BSP MACHO CÓNICO (ISO 7)

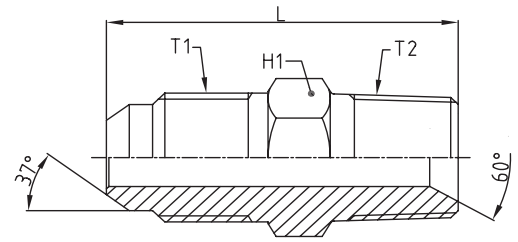


PART. REF.	THREADS		DIMENSIONS mm			
	T ₁ (UNF)	T ₂ (BSPT)	L	L ₁	L ₂	H ₁
A502507-04-02	7/16" - 20	1/8" - 28	31,0	14,0	11,0	12
A502507-04-04	7/16" - 20	1/4" - 19	34,0	14,0	14,0	14
A502507-04-06	7/16" - 20	3/8" - 19	40,0	16,0	16,0	19
A502507-05-02	1/2" - 20	1/8" - 28	32,0	15,0	11,0	14
A502507-05-04	1/2" - 20	1/4" - 19	36,0	15,0	14,0	14
A502507-05-06	1/2" - 20	3/8" - 19	40,0	16,0	16,0	19
A502507-05-08	1/2" - 20	1/2" - 14	44,0	16,0	18,0	22
A502507-06-02	9/16" - 18	1/8" - 28	33,0	16,0	11,0	14
A502507-06-04	9/16" - 18	1/4" - 19	36,0	16,0	14,0	14
A502507-06-06	9/16" - 18	3/8" - 19	40,0	16,0	16,0	19
A502507-06-08	9/16" - 18	1/2" - 14	44,0	17,0	18,0	22
A502507-08-04	3/4" - 16	1/4" - 19	40,0	18,0	14,0	19
A502507-08-06	3/4" - 16	3/8" - 19	41,0	18,0	16,0	19
A502507-08-08	3/4" - 16	1/2" - 14	45,0	18,0	18,0	22
A502507-08-12	3/4" - 16	3/4" - 14	49,0	19,0	20,0	27
A502507-10-06	7/8" - 14	3/8" - 19	42,5	20,0	16,0	22
A502507-10-08	7/8" - 14	1/2" - 14	46,0	20,0	18,0	22
A502507-10-12	7/8" - 14	3/4" - 14	50,0	20,0	20,0	27
A502507-12-08	1.1/16" - 12	1/2" - 14	51,0	24,0	18,0	27
A502507-12-12	1.1/16" - 12	3/4" - 14	53,0	24,0	20,0	27
A502507-12-16	1.1/16" - 12	1" - 11	59,0	24,0	23,0	35
A502507-16-12	1.5/16" - 12	3/4" - 14	57,0	25,0	20,0	35
A502507-16-16	1.5/16" - 12	1" - 11	60,0	25,0	23,0	35
A502507-16-20	1.5/16" - 12	1.1/4" - 11	65,0	25,0	26,0	44
A502507-20-16	1.5/8" - 12	1" - 11	65,0	28,0	23,0	44
A502507-20-20	1.5/8" - 12	1.1/4" - 11	65,0	28,0	25,0	44
A502507-20-24	1.5/8" - 12	1.1/2" - 11	71,0	28,0	29,0	50
A502507-24-20	1.7/8" - 12	1.1/4" - 11	71,0	30,0	26,0	50
A502507-24-24	1.7/8" - 12	1.1/2" - 11	71,0	30,0	29,0	50
A502507-24-32	1.7/8" - 12	2" - 11	81,0	30,0	33,5	65
A502507-32-24	2.1/2" - 12	1.1/2" - 11	81,0	35,5	29,0	65
A502507-32-32	2.1/2" - 12	2" - 11	86,0	35,5	33,5	65

JIC ADAPTORS

A502528 **NEW**

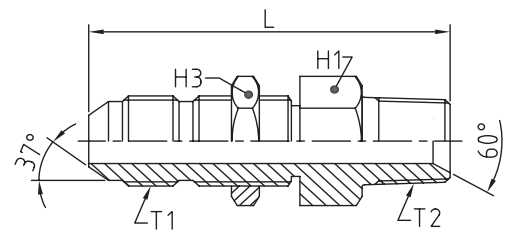
**STRAIGHT ADAPTOR JIC MALE 74° CONE (SAE J514)
NPTF MALE 60° CONE SEAT (SAE J514)**
ADAPTADOR MACHO RECTO JIC ASIENTO A 74° (SAE J514)
MACHO NPTF 60° (SAE J514)



PART. REF.	THREADS		DIMENSIONS mm				
	T1 (UNF)	T2 (NPTF)	L	H1			
A502528-04-02	7/16"-20	1/8"-27	31,0	13			
A502528-04-04	7/16"-20	1/4"-18	36,0	14			
A502528-05-04	1/2"-20	1/4"-18	36,0	14			
A502528-06-04	9/16"-18	1/4"-18	36,3	16			
A502528-06-06	9/16"-18	3/8"-18	36,3	19			
A502528-06-08	9/16"-18	1/2"-14	42,9	22			
A502528-08-06	3/4"-16	3/8"-18	38,9	19			
A502528-08-08	3/4"-16	1/2"-14	45,5	22			
A502528-10-08	7/8"-14	1/2"-14	48,0	24			
A502528-10-12	7/8"-14	3/4"-14	49,5	27			
A502528-12-08	1.1/16"-12	1/2"-14	52,3	27			
A502528-12-12	1.1/16"-12	3/4"-14	52,3	27			
A502528-12-16	1.1/16"-12	1"-11,5	57,2	35			
A502528-16-12	1.5/16"-12	3/4"-14	53,6	35			
A502528-16-16	1.5/16"-12	1"-11,5	58,4	35			
A502528-16-20	1.5/16"-12	1.1/4"-11,5	61,0	44			
A502528-20-20	1.5/8"-12	1.1/4"-11,5	62,2	44			
A502528-24-24	1.7/8"-12	1.1/2"-11,5	68,0	50			

A502328 **NEW**

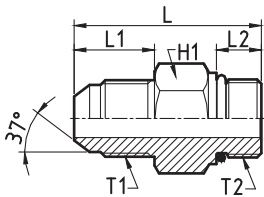
STRAIGHT ADAPTOR JIC MALE BULKHEAD 74° CONE (SAE J514) NPTF MALE 60° CONE SEAT (SAE J514)
ADAPTADOR MACHO PASATABIQUE RECTO JIC ASIENTO A 74° (SAE J514) - MACHO NPTF 60° (SAE J514)



PART. REF.	THREADS		DIMENSIONS mm				
	T1 (UNF)	T2 (NPTF)	L	H1	H3		
A502328-04-04	7/16"-20	1/4"-18	52,8	17	17		
A502328-06-04	9/16"-18	1/4"-18	55,4	22	22		
A502328-08-06	3/4"-16	3/8"-18	61,7	24	24		
A502328-10-08	7/8"-14	1/2"-14	71,1	30	30		
A502328-12-12	1.1/16"-12	3/4"-14	74,2	36	36		
A502328-16-16	1.5/16"-12	1"-11,5	78,7	41	41		

A502530

STRAIGHT ADAPTOR JIC MALE 74° CONE (SAE J514)
 SAE MALE O-RING BOSS TYPE (SAE J1926)
 ADAPTADOR MACHO RECTO JIC ASIENTO A 74° (SAE J514)
 SAE MACHO TIPO O-RING BOSS (SAE J1926)



PART. REF.	THREADS		DIMENSIONS mm			
	T ₁ (UNF)	T ₂ (UNF)	L	L ₁	L ₂	H ₁
A502530-04-04	7/16" - 20	7/16" - 20	31,0	15,0	9,5	14
A502530-04-05	7/16" - 20	1/2" - 20	31,0	15,0	9,5	16
A502530-04-06	7/16" - 20	9/16" - 18	34,0	16,0	10,0	19
A502530-05-04	1/2" - 20	7/16" - 20	32,0	16,0	9,5	14
A502530-05-05	1/2" - 20	1/2" - 20	32,0	16,0	9,5	16
A502530-05-06	1/2" - 20	9/16" - 18	34,0	16,0	10,0	19
A502530-06-04	9/16" - 18	7/16" - 20	32,0	16,0	9,5	14
A502530-06-05	9/16" - 18	1/2" - 20	32,0	16,0	9,5	16
A502530-06-06	9/16" - 18	9/16" - 18	35,0	16,0	10,0	19
A502530-06-08	9/16" - 18	3/4" - 16	36,5	17,0	11,5	22
A502530-06-12	9/16" - 18	1.1/16" - 12	45,0	17,0	15,5	32
A502530-08-06	3/4" - 16	9/16" - 18	37,0	18,0	10,0	19
A502530-08-08	3/4" - 16	3/4" - 16	37,5	18,0	11,5	22
A502530-08-10	3/4" - 16	7/8" - 14	41,5	18,0	13,0	27
A502530-08-12	3/4" - 16	1.1/16" - 12	47,0	19,5	15,5	32
A502530-10-08	7/8" - 14	3/4" - 16	41,5	20,0	11,5	22
A502530-10-10	7/8" - 14	7/8" - 14	43,0	20,0	13,0	27
A502530-10-12	7/8" - 14	1.1/16" - 12	48,0	21,0	15,5	32
A502530-12-08	1.1/16" - 12	3/4" - 16	45,0	24,0	11,5	27
A502530-12-10	1.1/16" - 12	7/8" - 14	47,0	24,0	13,0	27
A502530-12-12	1.1/16" - 12	1.1/16" - 12	51,0	24,0	15,5	32
A502530-12-16	1.1/16" - 12	1.5/16" - 12	52,0	24,0	15,5	38
A502530-16-12	1.5/16" - 12	1.1/16" - 12	53,0	25,0	15,5	35
A502530-16-16	1.5/16" - 12	1.5/16" - 12	54,0	25,0	15,5	38
A502530-16-20	1.5/16" - 12	1.5/8" - 12	56,0	25,0	15,5	50
A502530-20-20	1.5/8" - 12	1.5/8" - 12	58,5	28,0	15,5	50
A502530-24-24	1.7/8" - 12	1.7/8" - 12	60,0	29,0	15,5	55
A502530-32-32	2.1/2" - 12	2.1/2" - 12	70,5	35,0	15,5	70

JIC ADAPTORS

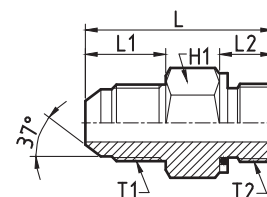
A502519

STRAIGHT ADAPTOR JIC MALE (SAE J514)

METRIC MALE (ISO 6149)

ADAPTADOR MACHO RECTO JIC (SAE J514)

MACHO METRICO (ISO 6149)

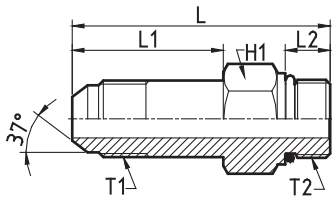


PART. REF.	THREADS	DIMENSIONS mm				
------------	---------	------------------	--	--	--	--

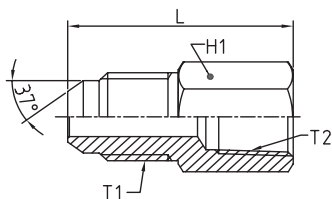
	T ₁ (UNF)	T ₂ (METRIC)	L	L ₁	L ₂	H ₁
A502519-04-10	7/16" - 20	10x1	30,0	15,0	9,0	16
A502519-04-12	7/16" - 20	12x1.5	34,0	15,0	11,0	19
A502519-05-10	1/2" - 20	10x1	30,0	15,0	9,0	16
A502519-05-12	1/2" - 20	12x1.5	35,0	16,0	11,0	19
A502519-05-14	1/2" - 20	14x1.5	35,0	16,0	11,0	19
A502519-05-18	1/2" - 20	18x1.5	38,0	16,0	14,0	22
A502519-06-12	9/16" - 18	12x1.5	35,0	16,0	11,0	19
A502519-06-14	9/16" - 18	14x1.5	35,0	16,0	11,0	19
A502519-06-16	9/16" - 18	16x1.5	37,5	17,0	12,5	22
A502519-06-18	9/16" - 18	18x1.5	39,0	17,0	14,0	22
A502519-06-22	9/16" - 18	22x1.5	42,0	17,0	15,0	27
A502519-08-16	3/4" - 16	16x1.5	39,0	19,0	12,5	22
A502519-08-18	3/4" - 16	18x1.5	41,0	19,0	14,0	24
A502519-10-18	7/8" - 14	18x1.5	42,0	20,0	14,0	24
A502519-10-22	7/8" - 14	22x1.5	45,0	20,0	15,0	27
A502519-12-22	1.1/16" - 12	22x1.5	49,0	24,0	15,0	27
A502519-12-27	1.1/16" - 12	27x2	54,0	24,0	18,5	32
A502519-16-27	1.5/16" - 12	27x2	55,0	25,0	18,5	35
A502519-16-33	1.5/16" - 12	33x2	56,0	25,0	18,5	41
A502519-20-42	1.5/8" - 12	42x2	62,0	28,0	19,0	50
A502519-24-48	1.7/8" - 12	48x2	67,0	30,0	22,0	55

A502230

STRAIGHT ADAPTOR LONG JIC MALE 74° CONE
SAE MALE O-RING BOSS TYPE (SAE J1926)
ADAPTADOR MACHO RECTO LARGO JIC ASIEN TO A 74°
SAE MACHO TIPO O-RING BOSS (SAE J1926)



PART. REF.	THREADS		DIMENSIONS mm			
	T1 (UNF)	T2 (UNF)	L	L1	L2	H1
A502230-04-04	7/16" - 20	7/16" - 20	53,0	35,5	9,5	14
A502230-05-05	1/2" - 20	1/2" - 20	54,5	37,0	9,5	16
A502230-06-06	9/16" - 18	9/16" - 18	58,5	39,5	10,0	19
A502230-08-08	3/4" - 16	3/4" - 16	68,5	48,0	11,5	22
A502230-10-10	7/8" - 14	7/8" - 14	77,0	53,0	13,0	27
A502230-12-12	1.1/16" - 12	1.1/16" - 12	91,5	63,5	15,5	32
A502230-16-16	1.5/16" - 12	1.5/16" - 12	101,0	72,0	15,5	38
A502230-20-20	1.5/8" - 12	1.5/8" - 12	119,0	88,0	15,5	50
A502230-24-24	1.7/8" - 12	1.7/8" - 12	130,5	98,5	15,5	55
A502230-32-32	2.1/2" - 12	2.1/2" - 12	160,0	123,0	15,5	70



NEW A522534

STRAIGHT ADAPTOR JIC MALE 74° CONE (SAE J514)
NPTF FIXED FEMALE (SAE J514)
ADAPTADOR MACHO RECTO JIC ASIEN TO A 74° (SAE J514)
HEMBRA NPTF 74° (SAE J514)

PART. REF.	THREADS		DIMENSIONS mm				
	T1 (UNF)	T2 (NPTF)	L	H1			
A522534-04-04	7/16"-20	1/4"-18	35,3	19			
A522534-05-04	1/2"-20	1/4"-18	35,3	19			
A522534-06-04	9/16"-18	1/4"-18	35,6	19			
A522534-06-06	9/16"-18	3/8"-18	37,0	22			
A522534-08-08	3/4"-16	1/2"-14	45,5	27			
A522534-10-08	7/8"-14	1/2"-14	48,0	27			
A522534-12-12	1.1/16"-12	3/4"-14	52,3	35			
A522534-16-16	1.5/16"-12	1"-11,5	59,7	41			
A522534-20-20	1.5/8"-12	1.1/4"-11,5	63,3	50			

JIC ADAPTORS

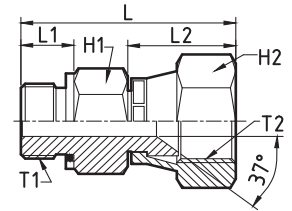
A520325

STRAIGHT ADAPTOR JIC FEMALE 74° CONE SEAT (SAE J514)

BSP MALE O-RING BOSS TYPE (ISO 1179-3)

ADAPTADOR HEMBRA RECTO JIC ASIENTO A 74° (SAE J514)

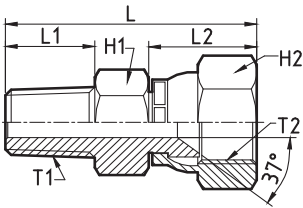
BSP MACHO TIPO O-RING BOSS (ISO 1179-3)



PART. REF.	THREADS		DIMENSIONS mm				
	T ₁ (BSPP)	T ₂ (UNF)	L	L ₁	L ₂	H ₁	H ₂
A520325-02-04	1/8" - 28	7/16" - 20	32,0	8,5	17,0	14	16
A520325-02-05	1/8" - 28	1/2" - 20	33,0	8,5	18,0	14	16
A520325-04-04	1/4" - 19	7/16" - 20	37,0	12,0	17,0	19	16
A520325-04-05	1/4" - 19	1/2" - 20	38,0	12,0	18,0	19	16
A520325-04-06	1/4" - 19	9/16" - 18	39,5	12,0	19,5	19	19
A520325-04-08	1/4" - 19	3/4" - 16	43,5	12,0	23,5	19	22
A520325-06-04	3/8" - 19	7/16" - 20	37,0	12,0	17,0	22	16
A520325-06-05	3/8" - 19	1/2" - 20	38,5	12,0	18,0	22	16
A520325-06-06	3/8" - 19	9/16" - 18	40,0	12,0	19,5	22	19
A520325-06-08	3/8" - 19	3/4" 16	43,5	12,0	23,3	22	22
A520325-06-10	3/8" - 19	7/8" - 14	46,0	12,0	25,0	22	27
A520325-08-04	1/2" - 14	7/16" - 20	41,0	14,0	17,0	27	16
A520325-08-06	1/2" - 14	9/16" - 18	43,5	14,0	20,0	27	19
A520325-08-08	1/2" - 14	3/4" - 16	47,5	14,0	23,5	27	22
A520325-08-10	1/2" - 14	7/8" - 14	49,0	14,0	25,0	27	27
A520325-08-12	1/2" - 14	1.1/16" - 12	51,5	14,0	27,5	27	32
A520325-12-08	3/4" - 14	3/4" - 16	53,0	16,0	23,5	32	22
A520325-12-10	3/4" - 14	7/8" - 14	54,0	16,0	25,0	32	27
A520325-12-12	3/4" - 14	1.1/16" - 12	55,5	16,0	27,5	32	32
A520325-12-14	3/4" - 14	1.3/16" - 12	55,0	16,0	27,0	32	32
A520325-12-16	3/4" - 14	1.5/16" - 12	54,0	16,0	31,0	35	38
A520325-16-12	1" - 11	1.1/16" - 12	58,0	18,0	27,5	41	32
A520325-16-16	1" - 11	1.5/16" - 12	61,5	18,0	31,0	41	38
A520325-16-20	1" - 11	1.5/8" - 12	64,0	18,0	32,0	43	50
A520325-20-16	1.1/4" - 11	1.5/16" - 12	66,0	20,0	35,0	50	38
A520325-20-20	1.1/4" - 11	1.5/8" - 12	67,0	20,0	32,0	50	50
A520325-20-24	1.1/4" - 11	1.7/8" - 12	70,5	20,0	35,5	50	55
A520325-24-24	1.1/2" - 11	1.7/8" - 12	74,5	22,0	35,5	55	55

A520725

**STRAIGHT ADAPTOR JIC FEMALE 74°
CONE SEAT (SAE J514) - BSP MALE TAPERED (ISO 7)
ADAPTADOR HEMBRA RECTO JIC ASIENTO A 74° (SAE J514)
BSP MACHO CÓNICO (ISO 7)**



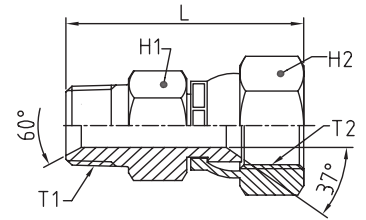
PART. REF.	THREADS	DIMENSIONS mm
------------	---------	------------------

	T ₁ (BSPT)	T ₂ (UNF)	L	L ₁	L ₂	H ₁	H ₂
A520725-02-04	1/8" - 28	7/16" - 20	34,0	11,0	17,0	12	16
A520725-02-05	1/8" - 28	1/2" - 20	35,0	11,0	18,0	14	16
A520725-04-04	1/4" - 19	7/16" - 20	39,7	14,0	17,0	14	16
A520725-04-05	1/4" - 19	1/2" - 20	38,0	14,0	28,0	14	16
A520725-04-06	1/4" - 19	9/16" - 18	39,5	14,0	19,5	14	19
A520725-04-08	1/4" - 19	3/4" - 16	45,5	14,0	23,5	19	22
A520725-06-06	3/8" - 19	9/16" - 18	43,5	16,0	19,5	19	19
A520725-06-08	3/8" - 19	3/4" - 16	47,5	16,0	23,5	19	22
A520725-06-10	3/8" - 19	7/8" 14	49,0	16,0	25,0	22	27
A520725-08-06	1/2" - 14	9/16" - 18	47,0	19,0	19,5	22	19
A520725-08-08	1/2" - 14	3/4" - 16	51,0	19,0	23,5	22	22
A520725-08-10	1/2" - 14	7/8" - 14	53,0	19,0	25,0	22	27
A520725-08-12	1/2" - 14	1.1/16" - 12	57,0	19,0	27,5	27	32
A520725-12-10	3/4" - 14	7/8" - 14	55,0	20,0	25,0	27	27
A520725-12-12	3/4" - 14	1.1/16" - 12	57,5	20,0	27,5	27	32
A520725-12-14	3/4" - 14	1.3/16" - 12	59,0	20,0	27,0	32	35
A520725-12-16	3/4" - 14	1.5/16" - 12	63,0	20,0	31,0	35	38
A520725-16-12	1" - 11	1.1/16" - 12	62,5	23,0	27,5	35	32
A520725-16-16	1" - 11	1.5/16" - 12	64,0	23,0	31,0	35	38
A520725-16-20	1" - 11	1.5/8" - 12	68,0	23,0	32,0	44	50
A520725-20-20	1.1/4" - 11	1.5/8" - 12	71,0	26,0	32,0	44	50
A520725-24-24	1.1/2" - 11	1.7/8" - 12	80,0	29,0	35,5	50	55

JIC ADAPTORS

A522825 **NEW**

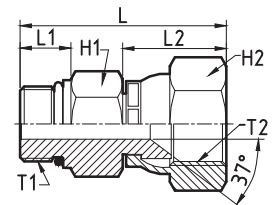
STRAIGHT ADAPTOR NPTF MALE 60° CONE SEAT (SAE J514)
 JIC FEMALE 74° CONE SEAT (SAE J514)
 ADAPTADOR MACHO RECTO NPTF ASIEN TO A 74° (SAE J514)
 HEMBRA JIC 74° (SAE J514)



PART. REF.	THREADS		DIMENSIONS mm			
	T1 (NPTF)	T2 (UNF)	L	H1	H2	
A522825-02-04	1/8"-27	7/16"-20	34,3	13	16	
A522825-04-04	1/4"-18	7/16"-20	39,6	16	16	
A522825-04-06	1/4"-18	9/16"-18	42,6	14	19	
A522825-06-06	3/8"-18	9/16"-18	41,4	19	19	
A522825-06-08	3/8"-18	3/4"-16	43,9	22	22	
A522825-08-08	1/2"-14	3/4"-16	50,3	22	22	
A522825-12-12	3/4"-14	1.1/16"-12	57,9	27	32	
A522825-16-16	1"-11,5	1.5/16"-12	65,0	35	38	
A522825-20-20	1.1/4"-11,5	1.5/8"-12	72,0	44	50	

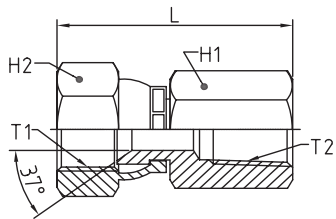
A523025

STRAIGHT ADAPTOR SAE MALE O-RING BOSS TYPE (SAE J1926)
 JIC FEMALE 74° CONE SEAT (SAE J514)
 ADAPTADOR MACHO RECTO SAE TIPO O-RING BOSS (SAE J1926)
 JIC HEMBRA ASIEN TO A 74° (SAE J514)



PART. REF.	THREADS		DIMENSIONS mm				
	T1 (UNF)	T2 (UNF)	L	L1	L2	H1	H2
A523025-04-04	7/16" - 20	7/16" - 20	32,5	9,5	17,0	14	16
A523025-05-05	1/2" - 20	1/2" - 20	36,0	9,5	18,0	16	16
A523025-06-06	9/16" - 18	9/16" - 18	37,5	10,0	19,5	19	19
A523025-08-08	3/4" - 16	3/4" - 16	43,5	11,5	23,5	22	22
A523025-10-10	7/8" - 14	7/8" - 14	48,0	13,0	25,0	27	27
A523025-12-12	1.1/16" - 12	1.1/16" - 12	55,5	15,5	27,5	32	32
A523025-14-14	1.3/16" - 12	1.3/16" - 12	54,5	15,5	27,0	35	35
A523025-16-16	1.5/16" - 12	1.5/16" - 12	59,0	15,5	31,0	38	38
A523025-20-20	1.5/8" - 12	1.5/8" - 12	62,5	15,5	32,0	50	50
A523025-24-24	1.7/8" - 12	1.7/8" - 12	68,0	15,5	35,5	55	55

JIC ADAPTORS

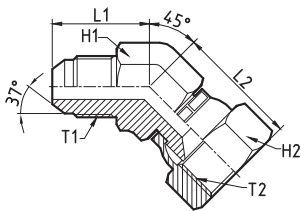


NEW

A512534

**STRAIGHT ADAPTOR JIC FEMALE 74° CONE SEAT
(SAE J514) NPTF FIXED FEMALE (SAE J514)
ADAPTADOR MACHO RECTO JIC ASIENTO A 74° (SAE J514)
HEMBRA FIJO NPTF (SAE J514)**

PART. REF.	THREADS		DIMENSIONS mm			
	T1 (UNF)	T2 (NPTF)	L	H1	H2	
A512534-06-06	9/16" -18	3/8" -18	42,8	22	19	
A512534-08-06	3/4" -16	3/8" -18	45,3	22	22	
A512534-08-08	3/4" -16	1/2" -14	48,5	27	22	
A512534-10-08	7/8" -14	1/2" -14	50,8	27	27	
A512534-12-12	1.1/16" -12	3/4" -14	58,0	35	32	
A512534-16-16	1.5/16" -12	1" -11,5	66,4	41	38	
A512534-20-20	1.5/8" -12	1.1/4" -11,5	71,8	50	50	



A552525

**45° ELBOW ADAPTOR JIC MALE 74° CONE
JIC FEMALE 74° CONE SEAT (SAE J514)
ADAPTADOR CODO 45° JIC MACHO ASIENTO A 74°
JIC HEMBRA ASIENTO A 74° (SAE J514)**

PART. REF.	THREADS		DIMENSIONS mm			
	T1 (UNF)	T2 (UNF)	L1	L2	H1	H2
A552525-04-04	7/16" - 20	7/16" - 20	22,0	24,5	14	16
A552525-05-05	1/2" - 20	1/2" - 20	22,0	26,5	14	16
A552525-06-06	9/16" - 18	9/16" - 18	22,0	28,5	14	19
A552525-08-08	3/4" - 16	3/4" - 16	26,0	32,0	19	22
A552525-10-10	7/8" - 14	7/8" - 14	30,0	37,0	22	27
A552525-12-12	1.1/16" - 12	1.1/16" - 12	32,5	38,5	27	32
A552525-16-16	1.5/16" - 12	1.5/16" - 12	40,0	45,0	35	38
A552525-20-20	1.5/8" - 12	1.5/8" - 12	46,0	51,5	44	50
A552525-24-24	1.7/8" - 12	1.7/8" - 12	49,0	57,5	50	55

JIC ADAPTORS

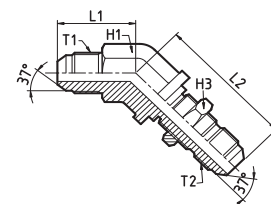
A532523

45° ELBOW BULKHEAD ADAPTOR JIC MALE

74° CONE (SAE J514)

ADAPTADOR CODO 45° REFORZADO JIC MACHO ASIENTO

A 74° (SAE J514)



PART. REF.	THREADS		DIMENSIONS mm			
	T ₁ (UNF)	T ₂ (UNF)	L ₁	L ₂	H ₁	H ₃
A532523-04-04	7/16" - 20	7/16" - 20	22,0	39,0	14	16
A532523-05-05	1/2" - 20	1/2" - 20	22,0	39,0	14	16
A532523-06-06	9/16" - 18	9/16" - 18	22,0	42,5	14	19
A532523-08-08	3/4" - 16	3/4" - 16	26,0	49,0	19	24
A532523-10-10	7/8" - 14	7/8" - 14	30,0	55,0	22	27
A532523-12-12	1.1/16" - 12	1.1/16" - 12	32,5	62,0	27	32
A532523-16-16	1.5/16" - 12	1.5/16" - 12	40,0	65,0	35	38
A532523-20-20	1.5/8" - 12	1.5/8" - 12	46,0	67,0	41	50
A532523-24-24	1.7/8" - 12	1.7/8" - 12	49,0	67,5	50	55

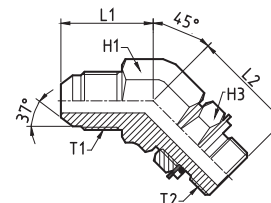
A532509

45° ELBOW ADJUSTABLE ADAPTOR JIC MALE 74° CONE

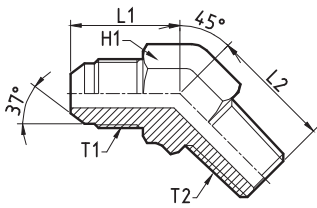
(SAE J514) BSP MALE O-RING BOSS TYPE (ISO 1179-3)

ADAPTADOR AJUSTABLE CODO 45° JIC MACHO ASIENTO A 74°

(SAE J514) BSP MACHO TIPO O-RING BOSS (ISO 1179-3)



PART. REF.	THREADS		DIMENSIONS mm			
	T ₁ (UNF)	T ₂ (BSPP)	L ₁	L ₂	H ₁	H ₃
A532509-04-02	7/16" - 20	1/8" - 28	22,0	26,5	14	14
A532509-04-04	7/16" - 20	1/4" - 19	22,0	28,0	14	19
A532509-05-04	1/2" - 20	1/4" - 19	22,0	28,0	14	19
A532509-06-04	9/16" - 18	1/4" - 19	22,0	28,0	14	19
A532509-06-06	9/16" - 18	3/8" - 19	25,0	33,0	19	22
A532509-08-06	3/4" - 16	3/8" - 19	26,0	33,0	19	22
A532509-08-08	3/4" - 16	1/2" - 14	26,0	38,5	22	27
A532509-10-08	7/8" - 14	1/2" - 14	30,0	38,5	22	27
A532509-10-12	7/8" - 14	3/4" - 14	31,5	43,0	27	32
A532509-12-12	1.1/16" - 12	3/4" - 14	32,5	43,0	27	32
A532509-16-16	1.5/16" - 12	1" - 11	40,0	47,0	35	41
A532509-20-20	1.5/8" - 12	1.1/4" - 11	46,0	48,5	44	50



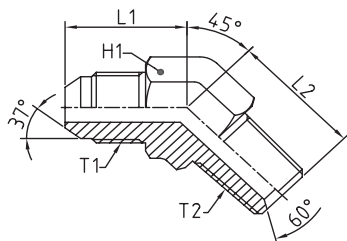
A532507

**45° ELBOW ADAPTOR JIC MALE 74° CONE (SAE J514)
BSP MALE TAPERED (ISO 7)**

**ADAPTADOR CODO 45° MACHO JIC ASIENTO A 74° (SAE J514)
BSP MACHO CÓNICO (ISO 7)**

PART. REF.	THREADS	DIMENSIONS mm			
------------	---------	---------------	--	--	--

	T1 (UNF)	T2 (BSPT)	L1	L2	H1
A532507-04-02	7/16" - 20	1/8" - 28	22,0	18,0	14
A532507-04-04	7/16" - 20	1/4" - 19	22,0	21,0	14
A532507-05-04	1/2" - 20	1/4" - 19	22,0	21,0	14
A532507-06-04	9/16" - 18	1/4" - 19	22,0	21,0	14
A532507-06-06	9/16" - 18	3/8" - 19	26,0	26,0	19
A532507-08-06	3/4" - 16	3/8" - 19	26,0	26,0	19
A532507-08-08	3/4" - 16	1/2" - 14	28,0	31,0	22
A532507-10-08	7/8" - 14	1/2" - 14	28,0	31,0	22
A532507-12-12	1.1/16" - 12	3/4" - 14	32,5	31,5	27
A532507-16-16	1.5/16" - 12	1" - 11	40,0	41,0	35
A532507-20-20	1.5/8" - 12	1.1/4" - 11	46,0	46,0	44
A532507-24-24	1.7/8" - 12	1.1/2" - 11	49,0	46,5	50
A532507-32-32	2.1/2" - 12	2" - 11	58,0	55,0	65



NEW

A532528

**45° ELBOW ADAPTOR JIC MALE 74° CONE (SAE J514)
NPTF MALE 60° CONE SEAT (SAE J514)**

**ADAPTADOR CODO 45° MACHO JIC ASIENTO A 74° (SAE J514)
MACHO NPTF 60° (SAE J514)**

PART. REF.	THREADS	DIMENSIONS mm			
------------	---------	---------------	--	--	--

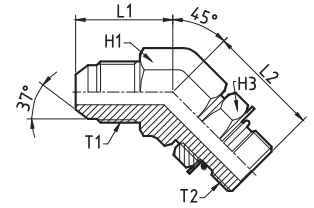
	T1 (UNF)	T2 (NPTF)	L1	L2	H1
A532528-04-02	7/16"-20	1/8"-27	18,3	16,3	11
A532528-04-04	7/16"-20	1/4"-18	20,8	21,8	14
A532528-05-04	1/2"-20	1/4"-18	20,8	21,8	14
A532528-06-04	9/16"-18	1/4"-18	21,0	21,8	14
A532528-06-06	9/16"-18	3/8"-18	22,1	24,1	19
A532528-08-08	3/4"-16	1/2"-14	25,2	29,7	22
A532528-08-12	3/4"-16	3/4"-14	26,4	30,5	27
A532528-10-08	7/8"-14	1/2"-14	28,2	29,7	22
A532528-12-12	1.1/16"-12	3/4"-14	32,5	30,5	27
A532528-16-16	1.5/16"-12	1"-11,5	37,3	37,6	33
A532528-20-20	1.5/8"-12	1.1/4"-11,5	40,4	42,4	41

JIC ADAPTORS

A532531

45° ELBOW ADJUSTABLE ADAPTOR JIC MALE 74° CONE (SAE J514)
SAE MALE O-RING BOSS TYPE (SAE J1926)

ADAPTADOR AJUSTABLE CODO 45° JIC MACHO ASIEN TO A 74° (SAE J514)
SAE MACHO TIPO O-RING BOSS (SAE J1926)

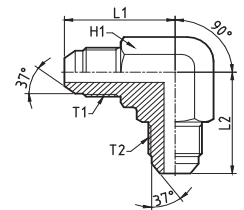


PART. REF.	THREADS		DIMENSIONS mm			
	T ₁ (UNF)	T ₂ (UNF)	L ₁	L ₂	H ₁	H ₃
A532531-04-04	7/16" - 20	7/16" - 20	22,0	26,5	14	16
A532531-05-05	1/2" - 20	1/2" - 20	22,0	26,5	14	16
A532531-06-06	9/16" - 18	9/16" - 18	22,0	28,0	14	19
A532531-06-08	9/16" - 18	3/4" - 16	24,0	33,0	19	24
A532531-08-06	3/4" - 16	9/16" - 18	26,0	30,0	19	19
A532531-08-08	3/4" - 16	3/4" - 16	26,0	33,0	19	24
A532531-08-10	3/4" - 16	7/8" - 14	28,0	38,5	22	27
A532531-10-10	7/8" - 14	7/8" - 14	30,0	38,5	22	27
A532531-12-10	1.1/16" - 12	7/8" - 14	32,5	41,5	27	27
A532531-12-12	1.1/16" - 12	1.1/16" - 12	32,5	43,0	27	32
A532531-16-16	1.5/16" - 12	1.5/16" - 12	40,0	47,0	35	38
A532531-20-20	1.5/8" - 12	1.5/8" - 12	46,0	48,5	44	50

A562525

90° ELBOW ADAPTOR JIC MALE 74° CONE (SAE J514)

ADAPTADOR CODO 90° JIC MACHO ASIEN TO A 74° (SAE J514)

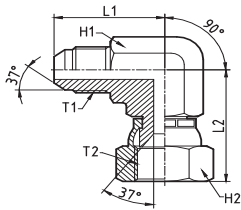


PART. REF.	THREADS		DIMENSIONS mm		
	T ₁ (UNF)	T ₂ (UNF)	L ₁	L ₂	H ₁
A562525-04-04	7/16" - 20	7/16" - 20	22,5	22,5	12
A562525-05-05	1/2" - 20	1/2" - 20	25,0	25,0	14
A562525-06-06	9/16" - 18	9/16" - 18	26,0	26,0	14
A562525-08-08	3/4" - 16	3/4" - 16	31,5	31,5	19
A562525-10-10	7/8" - 14	7/8" - 14	36,5	36,5	22
A562525-12-12	1.1/16" - 12	1.1/16" - 12	42,0	42,0	27
A562525-16-16	1.5/16" - 12	1.5/16" - 12	46,0	46,0	35
A562525-20-20	1.5/8" - 12	1.5/8" - 12	52,0	52,0	41
A562525-24-24	1.7/8" - 12	1.7/8" - 12	59,0	59,0	50
A562525-32-32	2.1/2" - 12	2.1/2" - 12	75,0	75,0	65

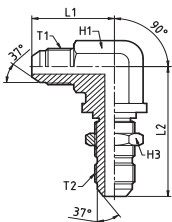
A582525

90° ELBOW ADAPTOR JIC MALE 74° CONE
JIC FEMALE 74° CONE SEAT (SAE J514)

ADAPTADOR CODO 90° JIC MACHO ASIENTO A 74°
JIC HEMBRA 74° (SAE 1514)



PART. REF.	THREADS		DIMENSIONS mm			
	T ₁ (UNF)	T ₂ (UNF)	L ₁	L ₂	H ₁	H ₂
A582525-04-04	7/16" - 20	7/16" - 20	25,0	26,0	14	16
A582525-05-05	1/2" - 20	1/2" - 20	25,0	28,0	14	16
A582525-06-06	9/16" - 18	9/16" - 18	27,0	31,0	14	19
A582525-08-08	3/4" - 16	3/4" - 16	31,5	35,5	19	22
A582525-10-10	7/8" - 14	7/8" - 14	36,5	42,0	22	27
A582525-12-12	1.1/16" - 12	1.1/16" - 12	42,0	45,5	27	32
A582525-16-16	1.5/16" - 12	1.5/16" - 12	46,0	51,5	35	38
A582525-20-20	1.5/8" - 12	1.5/8" - 12	52,0	59,0	41	50
A582525-24-24	1.7/8" - 12	1.7/8" - 12	59,0	67,0	50	55



A562523

90° ELBOW BULKHEAD ADAPTOR JIC MALE 74° CONE (SAE J514)

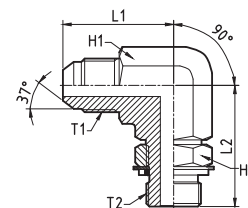
ADAPTADOR CODO 90° PASATABIQUE JIC MACHO ASIENTO A 74° (SAE J514)

PART. REF.	THREADS		DIMENSIONS mm			
	T ₁ (UNF)	T ₂ (UNF)	L ₁	L ₂	H ₁	H ₃
A562523-04-04	7/16" - 20	7/16" - 20	24,0	41,0	14	16
A562523-05-05	1/2" - 20	1/2" - 20	24,0	43,0	14	16
A562523-06-06	9/16" - 18	9/16" - 18	24,0	45,0	14	19
A562523-08-08	3/4" - 16	3/4" - 16	31,5	54,0	19	24
A562523-10-10	7/8" - 14	7/8" - 14	35,0	60,0	24	27
A562523-12-12	1.1/16" - 12	1.1/16" - 12	38,0	68,0	27	32
A562523-16-16	1.5/16" - 12	1.5/16" - 12	48,0	71,0	36	38

JIC ADAPTORS

A562509

90° ELBOW ADJUSTABLE ADAPTOR JIC MALE
 74° CONE (SAE J514) BSP MALE O-RING BOSS TYPE (ISO 1179-3)
 ADAPTADOR AJUSTABLE CODO 90° JIC MACHO ASIENTO
 A 74° (SAE J514) BSP MACHO TIPO O-RING BOSS (ISO 1179-3)

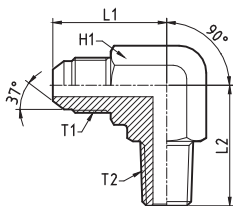


PART. REF.	THREADS		DIMENSIONS mm			
	T ₁ (UNF)	T ₂ (BSPP)	L ₁	L ₂	H ₁	H ₃
A562509-04-02	7/16" - 20	1/8" - 28	25,0	26,5	14	14
A562509-04-04	7/16" - 20	1/4" - 19	25,0	31,5	14	19
A562509-04-06	7/16" - 20	3/8" - 19	28,5	36,5	19	22
A562509-04-08	7/16" - 20	1/2" - 14	31,0	43,0	22	27
A562509-05-02	1/2" - 20	1/8" - 28	25,0	26,5	14	14
A562509-05-04	1/2" - 20	1/4" - 19	25,0	31,5	14	19
A562509-05-06	1/2" - 20	3/8" - 19	28,5	36,5	19	22
A562509-06-04	9/16" - 18	1/4" - 19	27,0	31,5	14	19
A562509-06-06	9/16" - 18	3/8" - 19	29,0	36,5	19	22
A562509-06-08	9/16" - 18	1/2" - 14	31,0	43,0	22	27
A562509-08-04	3/4" - 16	1/4" - 19	31,5	33,5	19	19
A562509-08-06	3/4" - 16	3/8" - 19	31,5	36,5	19	22,
A562509-08-08	3/4" - 16	1/2" - 14	34,0	43,0	22	27,
A562509-08-12	3/4" - 16	3/4" - 14	37,0	49,0	27	32,
A562509-10-06	7/8" - 14	3/8" - 19	36,5	39,5	22	22
A562509-10-08	7/8" - 14	1/2" - 14	36,5	43,0	22	27
A562509-10-12	7/8" - 14	3/4" - 14	39,5	49,0	27	32
A562509-12-08	1.1/16" - 12	1/2" - 14	42,0	45,5	27	27
A562509-12-12	1.1/16" - 12	3/4" - 14	42,0	49,0	27	32
A562509-12-16	1.1/16" - 12	1" - 11	46,0	52,0	35	41
A562509-16-12	1.5/16" - 12	3/4" - 14	46,0	52,0	35	32
A562509-16-16	1.5/16" - 12	1" - 11	46,0	52,0	35	41
A562509-16-20	1.5/16" - 12	1.1/4" - 11	52,0	57,0	41	50
A562509-20-16	1.5/8" - 12	1" - 11	52,0	57,0	41	41
A562509-20-20	1.5/8" - 12	1.1/4" - 11	52,0	57,0	41	50
A562509-24-20	1.7/8" - 12	1.1/4" - 11	59,0	65,0	50	50
A562509-24-24	1.7/8" - 12	1.1/2" - 11	59,0	65,0	50	55

A562507

**90° ELBOW ADAPTOR JIC MALE 74° CONE (SAE J514)
BSP MALE TAPERED (ISO 7)**

**ADAPTADOR CODO 90° JIC MACHO ASIENTO A 74° (SAE J514)
BSP MACHO CÓNICO (ISO 7)**



PART. REF.	THREADS	DIMENSIONS mm
------------	---------	------------------

	T ₁ (UNF)	T ₂ (BSPT)	L ₁	L ₂	H ₁
A562507-04-02	7/16" - 20	1/8" - 28	22,5	21,0	12
A562507-04-04	7/16" - 20	1/4" - 19	26,0	27,0	14
A562507-04-06	7/16" - 20	3/8" - 19	28,5	31,0	19
A562507-05-02	1/2" - 20	1/8" - 28	26,0	23,0	14
A562507-05-04	1/2" - 20	1/4" - 19	26,0	27,0	14
A562507-05-06	1/2" - 20	3/8" - 19	28,5	31,0	19
A562507-06-04	9/16" - 18	1/4" - 19	26,0	27,0	14
A562507-06-06	9/16" - 18	3/8" - 19	29,0	31,0	19
A562507-06-08	9/16" - 18	1/2" - 14	33,0	37,0	22
A562507-08-04	3/4" - 16	1/4" - 19	31,5	31,0	19
A562507-08-06	3/4" - 16	3/8" - 19	31,5	31,0	19
A562507-08-08	3/4" - 16	1/2" - 14	34,0	37,0	22
A562507-10-06	7/8" - 14	3/8" - 19	36,5	34,0	22
A562507-10-08	7/8" - 14	1/2" - 14	36,5	37,0	22
A562507-10-12	7/8" - 14	3/4" - 14	39,5	40,5	27
A562507-12-08	1.1/16" - 12	1/2" - 14	42,0	40,5	27
A562507-12-12	1.1/16" - 12	3/4" - 14	42,0	40,5	27
A562507-12-16	1.1/16" - 12	1" - 11	46,0	48,0	35
A562507-16-12	1.5/16" - 12	3/4" - 14	46,0	46,0	35
A562507-16-16	1.5/16" - 12	1" - 11	46,0	48,0	35
A562507-16-20	1.5/16" - 12	1.1/4" - 11	52,0	57,0	41
A562507-20-16	1.5/8" - 12	1" - 11	52,0	54,0	41
A562507-20-20	1.5/8" - 12	1.1/4" - 11	52,0	57,0	41
A562507-20-24	1.5/8" - 12	1.1/2" - 11	59,0	65,0	50
A562507-24-20	1.7/8" - 12	1.1/4" - 11	59,0	65,0	50
A562507-24-24	1.7/8" - 12	1.1/2" - 11	59,0	65,0	50
A562507-24-32	1.7/8" - 12	2" - 11	72,0	74,0	65
A562507-32-24	2.1/2" - 12	1.1/2" - 11	75,0	74,0	65
A562507-32-32	2.1/2" - 12	2" - 11	75,0	74,0	65

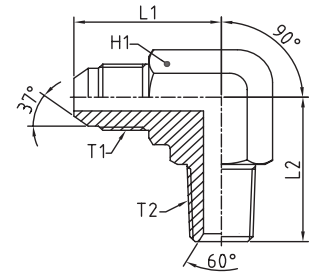
ADAPTORS



JIC ADAPTORS

A562528 **NEW**

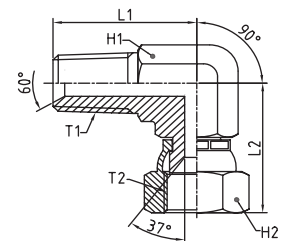
90° ELBOW ADAPTOR JIC MALE 74° CONE (SAE J514)
 NPTF MALE 60° CONE SEAT (SAE J514)
 ADAPTADOR CODO 90° MACHO JIC ASIENTO A 74° (SAE J514)
 MACHO NPTF 60° (SAE J514)



PART. REF.	THREADS		DIMENSIONS mm				
	T1 (UNF)	T2 (NPTF)	L1	L2	H1		
A562528-04-02	7/16"-20	1/8"-27	22,6	19,8	11		
A562528-04-04	7/16"-20	1/4"-18	26,7	27,7	14		
A562528-05-04	1/2"-20	1/4"-18	26,7	27,7	14		
A562528-06-04	9/16"-18	1/4"-18	26,9	27,7	14		
A562528-06-06	9/16"-18	3/8"-18	29,0	31,0	19		
A562528-06-08	9/16"-18	1/2"-14	31,0	37,3	22		
A562528-08-06	3/4"-16	3/8"-18	31,8	31,0	19		
A562528-08-08	3/4"-16	1/2"-14	33,8	37,3	22		
A562528-08-12	3/4"-16	3/4"-14	36,0	40,4	27		
A562528-10-08	7/8"-14	1/2"-14	36,8	37,3	22		
A562528-10-12	7/8"-14	3/4"-14	39,1	40,4	27		
A562528-12-08	1.1/16"-12	1/2"-14	42,2	40,4	27		
A562528-12-12	1.1/16"-12	3/4"-14	42,2	40,4	27		
A562528-12-16	1.1/16"-12	1"-11,5	44,7	50,0	33		
A562528-16-12	1.5/16"-12	3/4"-14	46,0	45,2	33		
A562528-16-16	1.5/16"-12	1"-11,5	46,0	50,0	33		
A562528-20-20	1.5/8"-12	1.1/4"-11,5	52,3	60,5	41		
A562528-24-24	1.7/8"-12	1.1/2"-11,5	59,2	67,0	48		

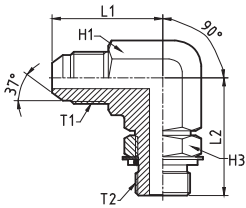
A582825 **NEW**

90° ELBOW ADAPTOR NPTF MALE 60° CONE SEAT (SAE J514)
 JIC FEMALE 74° CONE SEAT (SAE J514)
 ADAPTADOR CODO 90° MACHO NPTF ASIENTO A 60° (SAE J514)
 HEMBRA JIC 74° (SAE J514)



PART. REF.	THREADS		DIMENSIONS mm				
	T1 (NPTF)	T2 (UNF)	L1	L2	H1	H2	
A582825-02-04	1/8"-27	7/16"-20	19,8	25,4	11	16	
A582825-04-04	1/4"-18	7/16"-20	27,7	29,0	14	16	
A582825-04-06	1/4"-18	9/16"-18	27,7	31,8	14	19	
A582825-06-06	3/8"-18	9/16"-18	31,0	32,6	19	19	
A582825-06-08	3/8"-18	3/4"-16	31,0	35,0	19	22	
A582825-08-08	1/2"-14	3/4"-16	37,3	38,4	22	22	
A582825-12-12	3/4"-14	1.1/16"-12	40,4	44,5	27	32	
A582825-16-16	1"-11,5	1.5/16"-12	50,0	50,8	33	38	
A582825-20-20	1.1/4"-11,5	1.5/8"-12	60,5	58,7	41	50	

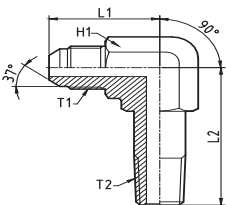
A562519



**90° ELBOW ADJUSTABLE ADAPTOR JIC MALE 74° CONE (SAE J514)
METRIC MALE (ISO 6149)**

**ADAPTADOR AJUSTABLE CODO 90° JIC MACHO ASIENTO 74° (SAE J514)
MACHO METRICO (ISO 6149)**

PART. REF.	THREADS		DIMENSIONS mm			
	T ₁ (UNF)	T ₂ (METRIC)	L ₁	L ₂	H ₁	H ₃
A562519-04-10	7/16" - 20	10x1	25,0	27,0	14	14
A562519-04-12	7/16" - 20	12x1.5	25,0	31,5	14	17
A562519-05-10	1/2" - 20	10x1	25,0	27,0	14	14
A562519-05-12	1/2" - 20	12x1.5	25,0	31,5	14	17
A562519-05-14	1/2" - 20	14x1.5	25,0	31,5	14	19
A562519-06-14	9/16" - 18	14x1.5	27,0	31,5	14	19
A562519-06-16	9/16" - 18	16x1.5	29,0	36,5	19	22
A562519-08-16	3/4" - 16	16x1.5	31,5	36,5	19	22
A562519-08-18	3/4" - 16	18x1.5	31,5	39,5	19	24
A562519-10-18	7/8" - 14	18x1.5	36,5	41,5	22	24
A562519-10-22	7/8" - 14	22x1.5	36,5	43,0	22	27
A562519-12-22	1.1/16" - 12	22x1.5	42,0	45,5	27	27
A562519-12-27	1.1/16" - 12	27x2	42,0	50,5	27	32
A562519-16-27	1.5/16" - 12	27x2	46,0	55,0	35	32
A562519-16-33	1.5/16" - 12	33x2	46,0	55,0	35	41
A562519-20-42	1.5/8" - 12	42x2	52,0	60,0	41	50
A562519-24-48	1.7/8" - 12	48x2	59,0	64,0	50	55



A562502

**90° ELBOW ADAPTOR JIC MALE 74° CONE (SAE J514)
BSP MALE TAPERED LONG (ISO 7)**

**ADAPTADOR CODO 90° JIC MACHO ASIENTO A 74° (SAE J514)
BSP MACHO CÓNICO LARGO (ISO 7)**

PART. REF.	THREADS		DIMENSIONS mm		
	T ₁ (UNF)	T ₂ (BSPT)	L ₁	L ₂	H ₁
A562502-04-02	7/16" - 20	1/8" - 28	24,0	49,0	14
A562502-04-04	7/16" - 20	1/4" - 19	24,0	49,0	14
A562502-05-04	1/2" - 20	1/4" - 19	24,0	49,0	14
A562502-06-04	9/16" - 18	1/4" - 19	24,0	49,0	14
A562502-08-06	3/4" - 16	3/8" - 16	31,5	61,0	19
A562502-08-08	3/4" - 16	1/2" - 14	34,0	73,0	24
A562502-10-08	7/8" - 14	1/2" - 14	35,5	73,0	24
A562502-12-12	1.1/16" - 12	3/4" - 14	37,0	87,0	27
A562502-16-16	1.5/16" - 12	1" - 11	46,0	107,0	35

JIC ADAPTORS

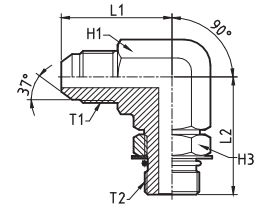
A562531

90° ELBOW ADJUSTABLE ADAPTOR JIC MALE 74° CONE (SAE J514)

SAE MALE O-RING BOSS TYPE (SAE J1926)

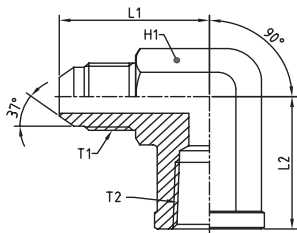
ADAPTADOR AJUSTABLE CODO 90° JIC MACHO ASIENTO A 74° (SAE J514)

SAE MACHO TIPO O-RING BOSS (SAE J1926)



PART. REF.	THREADS	DIMENSIONS mm				
------------	---------	------------------	--	--	--	--

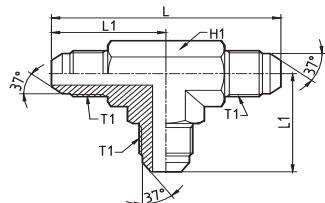
	T ₁ (UNF)	T ₂ (UNF)	L ₁	L ₂	H ₁	H ₃
A562531-04-04	7/16" - 20	7/16" - 20	25,0	26,5	14	16
A562531-04-06	7/16" - 20	9/16" - 18	25,0	31,5	14	19
A562531-05-04	1/2" - 20	7/16" - 20	25,0	26,5	14	16
A562531-05-05	1/2" - 20	1/2" - 20	25,0	27,5	14	16
A562531-05-06	1/2" - 20	9/16" - 18	25,0	31,5	14	19
A562531-06-04	9/16" - 18	7/16" - 20	27,0	30,0	14	16
A562531-06-05	9/16" - 18	1/2" - 20	27,0	30,0	14	16
A562531-06-06	9/16" - 18	9/16" - 18	27,0	31,5	14	19
A562531-06-08	9/16" - 18	3/4" - 16	29,0	36,5	19	24
A562531-06-10	9/16" - 18	7/8" - 14	31,0	43,0	22	27
A562531-08-06	3/4" - 16	9/16" - 18	31,5	33,5	19	19
A562531-08-08	3/4" - 16	3/4" - 16	31,5	36,5	19	24
A562531-08-10	3/4" - 16	7/8" - 14	34,0	43,0	22	27
A562531-08-12	3/4" - 16	1.1/16" - 12	37,0	49,0	27	32
A562531-10-06	7/8" - 14	9/16" - 18	36,5	37,0	22	19
A562531-10-08	7/8" - 14	3/4" - 16	36,5	39,5	22	24
A562531-10-10	7/8" - 14	7/8" - 14	36,5	43,0	22	27
A562531-10-12	7/8" - 14	1.1/16" - 12	39,5	49,0	27	32
A562531-12-08	1.1/16" - 12	3/4" - 16	42,0	44,0	27	24
A562531-12-10	1.1/16" - 12	7/8" - 14	42,0	47,0	27	27
A562531-12-12	1.1/16" - 12	1.1/16" - 12	42,0	49,0	27	32
A562531-12-16	1.1/16" - 12	1.5/16" - 12	46,0	52,0	35	38
A562531-16-12	1.5/16" - 12	1.1/16" - 12	46,0	52,0	35	32
A562531-16-16	1.5/16" - 12	1.5/16" - 12	46,0	52,0	35	38
A562531-16-20	1.5/16" - 12	1.5/8" - 12	52,0	57,0	41	50
A562531-20-16	1.5/8" - 12	1.5/16" - 12	52,0	57,0	41	38
A562531-20-20	1.5/8" - 12	1.5/8" - 12	52,0	57,0	41	50
A562531-20-24	1.5/8" - 12	1.7/8" - 12	59,0	65,0	50	55
A562531-24-20	1.7/8" - 12	1.5/8" - 12	59,0	65,0	50	50
A562531-24-24	1.7/8" - 12	1.7/8" - 12	59,0	65,0	50	55



NEW **A582534**

**90° ELBOW ADAPTOR JIC MALE 74° CONE (SAE J514)
NPTF FIXED FEMALE (SAE J514)
ADAPTADOR CODO 90° MACHO JIC ASIENTO A 74° (SAE J514)
HEMBRA FIJO NPTF (SAE J514)**

PART. REF.	THREADS		DIMENSIONS mm				
	T1 (UNF)	T2 (NPTF)	L1	L2	H1		
A582534-04-04	7/16"-20	1/4"-18	31,0	22,4	19		
A582534-05-04	1/2"-20	1/4"-18	31,0	22,4	19		
A582534-06-04	9/16"-18	1/4"-18	31,2	22,4	19		
A582534-06-06	9/16"-18	3/8"-18	33,3	25,9	22		
A582534-08-08	3/4"-16	1/2"-14	38,6	31,2	27		
A582534-10-08	7/8"-14	1/2"-14	41,7	31,2	27		
A582534-12-12	1.1/16"-12	3/4"-14	48,0	34,5	33		
A582534-16-16	1.5/16"-12	1"-11,5	55,1	41,2	41		



A702525

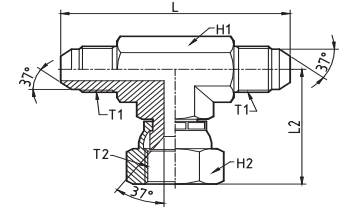
**UNION TEE JIC MALE 74° CONE (SAE J514)
TE MACHO JIC ASIENTO A 74° (SAE J514)**

PART. REF.	THREADS	DIMENSIONS mm		
	T1 (UNF)	L	L1	H1
A702525-04-04	7/16" - 20	45,0	22,5	12
A702525-05-05	1/2" - 20	50,0	25,0	14
A702525-06-06	9/16" - 18	54,0	27,0	14
A702525-08-08	3/4" - 16	63,0	31,5	19
A702525-10-10	7/8" - 14	73,0	36,5	22
A702525-12-12	1.1/16" - 12	84,0	42,0	27
A702525-16-16	1.5/16" - 12	92,0	46,0	36
A702525-20-20	1.5/8" - 12	104,0	52,0	41
A702525-24-24	1.7/8" - 12	118,0	59,0	50

JIC ADAPTORS

A712525

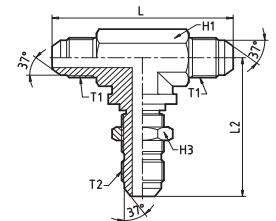
BRANCH TEE JIC MALE 74° CONE
 JIC FEMALE 74° CONE SEAT (SAE J514)
 TE MACHO JIC ASIENTO A 74°
 JIC HEMBRA ASIENTO A 74° (SAE J514)



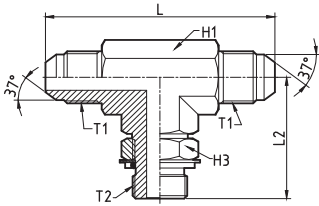
PART. REF.	THREADS		DIMENSIONS mm			
	T ₁ (UNF)	T ₂ (UNF)	L ₁	L ₂	H ₁	H ₂
A712525-04-04	7/16" - 20	7/16" - 20	52,0	26,0	14	16
A712525-05-05	1/2" - 20	1/2" - 20	52,0	28,0	14	16
A712525-06-06	9/16" - 18	9/16" - 18	54,0	31,0	14	19
A712525-08-08	3/4" - 16	3/4" - 16	63,0	35,5	19	22
A712525-10-10	7/8" - 14	7/8" - 14	73,0	42,0	22	27
A712525-12-12	1.1/16" - 12	1.1/16" - 12	84,0	45,5	27	32
A712525-16-16	1.5/16" - 12	1.5/16" - 12	92,0	51,5	36	38
A712525-20-20	1.5/8" - 12	1.5/8" - 12	104,0	59,0	41	50
A712525-24-24	1.7/8" - 12	1.7/8" - 12	118,0	67,0	50	55

A782523

BRANCH TEE BULKHEAD JIC MALE 74° CONE (SAE J514)
 TE PASATABIQUE MACHO JIC ASIENTO A 74° (SAE J514)



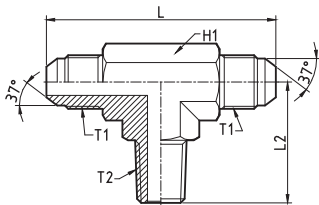
PART. REF.	THREADS		DIMENSIONS mm			
	T ₁ (UNF)	T ₂ (UNF)	L ₁	L ₂	H ₁	H ₃
A782523-04-04	7/16" - 20	7/16" - 20	49,0	40,5	14	16
A782523-05-05	1/2" - 20	1/2" - 20	52,0	41,0	14	16
A782523-06-06	9/16" - 18	9/16" - 18	55,0	46,0	14	19
A782523-08-08	3/4" - 16	3/4" - 16	69,0	53,5	19	24
A782523-10-10	7/8" - 14	7/8" - 14	79,0	60,5	22	27
A782523-12-12	1.1/16" - 12	1.1/16" - 12	90,0	68,0	27	32
A782523-16-16	1.5/16" - 12	1.5/16" - 12	98,0	71,0	35	38
A782523-20-20	1.5/8" - 12	1.5/8" - 12	110,0	79,0	41	50
A782523-24-24	1.7/8" - 12	1.7/8" - 12	118,0	87,0	50	55



A782509

**BRANCH TEE ADJUSTABLE JIC MALE 74° CONE (SAE J514)
BSP MALE O-RING BOSS TYPE (ISO 1179-3)
TE AJUSTABLE MACHO JIC ASIEN TO A 74° (SAE J514)
BSP MACHO TIPO O-RING BOSS (ISO 1179-3)**

PART. REF.	THREADS		DIMENSIONS mm			
	T ₁ (UNF)	T ₂ (BSPP)	L	L ₂	H ₁	H ₃
A782509-04-04	7/16" - 20	1/4" - 19	50,0	31,5	14	19
A782509-04-06	7/16" - 20	3/8" - 19	57,0	36,5	19	22
A782509-05-04	1/2" - 20	1/4" - 19	50,0	31,5	14	19
A782509-05-06	1/2" - 20	3/8" - 19	57,0	36,5	19	22
A782509-06-04	9/16" - 18	1/4" - 19	54,0	31,5	14	19
A782509-06-06	9/16" - 18	3/8" - 19	58,0	36,5	19	22
A782509-06-08	9/16" - 18	1/2" - 14	62,0	43,0	22	27
A782509-08-06	3/4" - 16	3/8" - 19	63,0	36,5	19	22
A782509-08-08	3/4" - 16	1/2" - 14	68,0	43,0	22	27
A782509-10-06	7/8" - 14	3/8" - 19	73,0	39,5	22	22
A782509-10-08	7/8" - 14	1/2" - 14	73,0	43,0	22	27
A782509-10-12	7/8" - 14	3/4" - 14	79,0	49,0	27	32
A782509-12-12	1.1/16" - 12	3/4" - 14	84,0	49,0	27	32
A782509-12-16	1.1/16" - 12	1" - 11	92,0	52,0	36	41
A782509-16-12	1.5/16" - 12	3/4" - 14	92,0	52,0	36	32
A782509-16-16	1.5/16" - 12	1" - 11	92,0	52,0	36	41



A782507

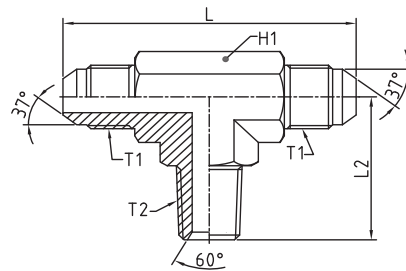
**BRANCH TEE JIC MALE 74° CONE (SAE J514)
BSP MALE TAPERED (ISO 7)
TE MACHO JIC ASIEN TO A 74° (SAE J514)
BSP MACHO CÓNICO (ISO 7)**

PART. REF.	THREADS		DIMENSIONS mm		
	T ₁ (UNF)	T ₂ (BSPT)	L	L ₂	H ₁
A782507-04-02	7/16" - 20	1/8" - 28	45,0	21,0	12
A782507-05-02	1/2" - 20	1/8" - 28	50,0	23,0	14
A782507-06-04	9/16" - 18	1/4" - 19	54,0	27,0	14
A782507-08-06	3/4" - 16	3/8" - 19	63,0	31,0	19
A782507-10-08	7/8" - 14	1/2" - 14	73,0	37,0	22
A782507-12-12	1.1/16" - 12	3/4" - 14	84,0	40,5	27
A782507-16-16	1.5/16" - 12	1" - 11	92,0	46,0	36
A782507-20-20	1.5/8" - 12	1.1/4" - 11	104,0	54,0	41
A782507-24-24	1.7/8" - 12	1.1/2" - 11	118,0	60,0	50

JIC ADAPTORS

A782528 **NEW**

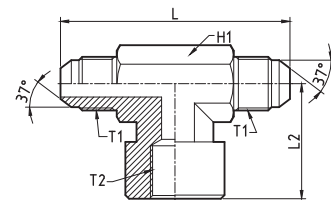
BRANCH TEE JIC MALE 74° CONE (SAE J514)
 NPTF MALE 60° CONE SEAT (SAE J514)
 TE MACHO JIC ASIENTO A 74° (SAE J514) -
 MACHO NPTF 60° (SAE J514)



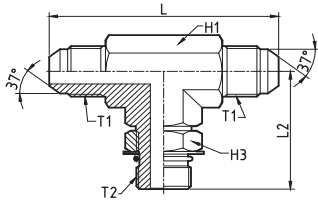
PART. REF.	THREADS		DIMENSIONS mm			
	T1 (UNF)	T2 (NPTF)	L	L2	H1	
A782528-04-04	7/16"-20	1/4"-18	53,3	27,7	14	
A782528-05-04	1/2"-20	1/4"-18	53,3	27,7	14	
A782528-06-04	9/16"-18	1/4"-18	53,9	27,7	14	
A782528-06-06	9/16"-18	3/8"-18	57,9	31,0	19	
A782528-08-08	3/4"-16	1/2"-14	67,6	37,3	22	
A782528-10-08	7/8"-14	1/2"-14	73,7	37,3	22	
A782528-12-12	1.1/16"-12	3/4"-14	84,3	40,4	27	
A782528-16-16	1.5/16"-12	1"-11,5	92,0	50,0	33	
A782528-20-20	1.5/8"-12	1.1/4"-11,5	104,7	60,5	41	

A712502

BRANCH TEE JIC MALE 74° CONE (SAE J514)
 BSP FEMALE TAPERED (ISO 7)
 TE MACHO JIC ASIENTO A 74° (SAE J514)
 BSP HEMBRA CÓNICA (ISO 7)



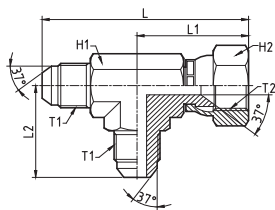
PART. REF.	THREADS		DIMENSIONS mm		
	T1 (UNF)	T2 (BSPT)	L	L2	H1
A712502-04-02	7/16" - 20	1/8" - 28	48,0	17,0	17
A712502-05-02	1/2" - 20	1/8" - 28	50,0	19,0	17
A712502-06-04	9/16" - 18	1/4" - 19	57,0	22,5	19
A712502-08-06	3/4" - 16	3/8" - 19	68,0	26,0	22
A712502-10-08	7/8" - 14	1/2" - 14	79,0	31,0	27
A712502-12-12	1.1/16" - 12	3/4" - 14	89,0	34,5	36
A712502-16-16	1.5/16" - 12	1" - 11	104,0	41,0	41
A712502-20-20	1.5/8" - 12	1.1/4" - 11	118,0	43,0	50



A782531

BRANCH TEE ADJUSTABLE JIC MALE 74° CONE (SAE J514)
SAE MALE O-RING BOSS TYPE (SAE J1926)
TE AJUSTABLE MACHO JIC ASIEN TO A 74° (SAE J514)
SAE MACHO TIPO O-RING BOSS (SAE J1926)

PART. REF.	THREADS		DIMENSIONS mm			
	T ₁ (UNF)	T ₂ (UNF)	L	L ₂	H ₁	H ₃
A782531-04-04	7/16" - 18	7/16" - 18	50,0	26,5	14	16
A782531-05-05	1/2" - 20	1/2" - 20	50,0	27,5	14	16
A782531-06-06	9/16" - 18	9/16" - 18	54,0	31,5	14	19
A782531-08-08	3/4" - 16	3/4" - 16	63,0	36,5	19	24
A782531-10-10	7/8" - 14	7/8" - 14	73,0	43,0	22	27
A782531-12-12	1.1/16" - 12	1.1/16" - 12	84,0	49,0	27	32
A782531-16-16	1.5/16" - 12	1.5/16" - 12	92,0	52,0	36	38



A722525

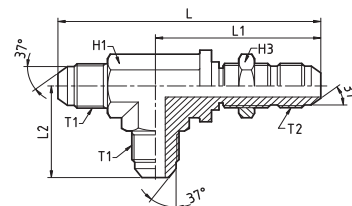
RUN TEE JIC MALE 74° CONE
JIC FEMALE 74° CONE SEAT (SAE J514)
TE MACHO JIC ASIEN TO A 74°
JIC HEMBRA ASIEN TO A 74° (SAE J514)

PART. REF.	THREADS		DIMENSIONS mm				
	T ₁ (UNF)	T ₂ (UNF)	L	L ₁	L ₂	H ₁	H ₂
A722525-04-04	7/16" - 20	7/16" - 20	52,0	26,0	26,0	14	16
A722525-05-05	1/2" - 20	1/2" - 20	54,0	28,0	26,0	14	16
A722525-06-06	9/16" - 18	9/16" - 18	58,0	31,0	27,0	14	19
A722525-08-08	3/4" - 16	3/4" - 16	67,0	35,5	31,5	19	22
A722525-10-10	7/8" - 14	7/8" - 14	78,5	42,0	36,5	22	27
A722525-12-12	1.1/16" - 12	1.1/16" - 12	87,5	45,5	42,0	27	32
A722525-16-16	1.5/16" - 12	1.5/16" - 12	97,5	51,5	46,0	36	38
A722525-20-20	1.5/8" - 12	1.5/8" - 12	111,0	59,0	52,0	41	50
A722525-24-24	1.7/8" - 12	1.7/8" - 12	126,0	67,0	59,0	50	55

JIC ADAPTORS

A762523

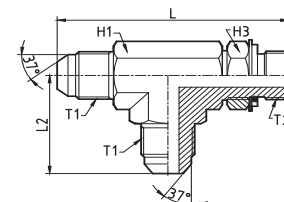
RUN TEE BULKHEAD JIC MALE 74° CONE (SAE J514)
TE PASATABIQUE MACHO JIC ASIEN TO A 74° (SAE J514)



PART. REF.	THREADS		DIMENSIONS mm				
	T ₁ (UNF)	T ₂ (UNF)	L	L ₁	L ₂	H ₁	H ₃
A762523-04-04	7/16" - 20	7/16" - 20	65,0	40,5	24,5	14	16
A762523-05-05	1/2" - 20	1/2" - 20	67,0	41,0	26,0	14	16
A762523-06-06	9/16" - 18	9/16" - 18	73,6	46,0	27,5	14	19
A762523-08-08	3/4" - 16	3/4" - 16	88,0	53,5	34,5	19	24
A762523-10-10	7/8" - 14	7/8" - 14	100,0	60,5	39,5	22	27
A762523-12-12	1.1/16" - 12	1.1/16" - 12	113,0	68,0	45,0	27	32
A762523-16-16	1.5/16" - 12	1.5/16" - 12	120,0	71,0	49,0	35	38
A762523-20-20	1.5/8" - 12	1.5/8" - 12	134,0	79,0	55,0	41	50
A762523-24-24	1.7/8" - 12	1.7/8" - 12	146,0	87,0	59,0	50	55

A762509

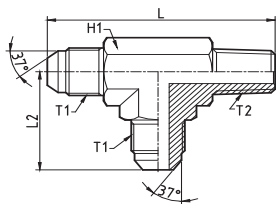
RUN TEE ADJUSTABLE JIC MALE 74° CONE (SAE J514)
BSP MALE O-RING BOSS TYPE (ISO 1179-3)
TE AJUSTABLE MACHO JIC ASIEN TO A 74° (SAE J514)
BSP MACHO TIPO O-RING BOSS (ISO 1179-3)



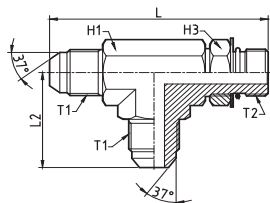
PART. REF.	THREADS		DIMENSIONS mm			
	T ₁ (UNF)	T ₂ (BSPP)	L	L ₂	H ₁	H ₃
A762509-04-04	7/16" - 20	1/4" - 19	56,5	25,0	14	19
A762509-04-06	7/16" - 20	3/8" - 19	65,0	28,5	19	22
A762509-05-04	1/2" - 20	1/4" - 19	56,5	25,0	14	19
A762509-05-06	1/2" - 20	3/8" - 19	65,0	28,5	19	22
A762509-06-04	9/16" - 18	1/4" - 19	58,5	27,0	14	19
A762509-06-06	9/16" - 18	3/8" - 19	65,5	29,0	19	22
A762509-06-08	9/16" - 18	1/2" - 14	74,0	31,0	22	27
A762509-08-06	3/4" - 16	3/8" - 19	68,0	31,5	19	22
A762509-08-08	3/4" - 16	1/2" - 14	77,0	34,0	22	27
A762509-10-06	7/8" - 14	3/8" - 19	76,0	36,5	22	22
A762509-10-08	7/8" - 14	1/2" - 14	79,5	36,5	22	27
A762509-10-12	7/8" - 14	3/4" - 14	88,5	39,5	27	32
A762509-12-12	1.1/16" - 12	3/4" - 14	91,0	42,0	27	32
A762509-12-16	1.1/16" - 12	1" - 11	98,0	46,0	36	41
A762509-16-12	1.5/16" - 12	3/4" - 14	98,0	46,0	36	32
A762509-16-16	1.5/16" - 12	1" - 11	98,0	46,0	36	41

A762507

**RUN TEE JIC MALE 74° CONE (SAE J514)
BSP MALE TAPERED (ISO 7)
TE MACHO JIC ASIENTO A 74° (SAE J514)
BSP MACHO CÓNICO (ISO 7)**



PART. REF.	THREADS		DIMENSIONS mm		
	T ₁ (UNF)	T ₂ (BSPT)	L	L ₂	H ₁
A762507-04-02	7/16" - 20	1/8" - 28	43,5	22,5	12
A762507-05-02	1/2" - 20	1/8" - 28	48,0	25,0	14
A762507-06-04	9/16" - 18	1/4" - 19	54,0	27,0	14
A762507-08-06	3/4" - 16	3/8" - 19	62,5	31,5	19
A762507-10-08	7/8" - 14	1/2" - 14	73,5	36,5	22
A762507-12-12	1.1/16" - 12	3/4" - 14	82,5	42,0	27
A762507-16-16	1.5/16" - 12	1" - 11	92,0	46,0	36
A762507-20-20	1.5/8" - 12	1.1/4" - 11	106,0	52,0	41
A762507-24-24	1.7/8" - 12	1.1/2" - 11	119,0	59,0	50



A762531

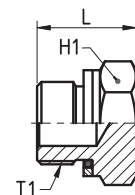
**RUN TEE ADJUSTABLE JIC MALE 74° CONE (SAE J514)
SAE MALE O-RING BOSS TYPE (SAE J1926)
TE AJUSTABLE MACHO JIC ASIENTO A 74° (SAE J514)
SAE MACHO TIPO O-RING BOSS (SAE J1926)**

PART. REF.	THREADS		DIMENSIONS mm			
	T ₁ (UNF)	T ₂ (UNF)	L	L ₂	H ₁	H ₃
A762531-04-04	7/16" - 20	7/16" - 20	51,5	25,0	14	16
A762531-05-05	1/2" - 20	1/2" - 20	52,5	25,0	14	16
A762531-06-06	9/16" - 18	9/16" - 18	58,5	27,0	14	19
A762531-08-08	3/4" - 16	3/4" - 16	68,0	31,5	19	24
A762531-10-10	7/8" - 14	7/8" - 14	79,5	36,5	22	27
A762531-10-12	7/8" - 14	1.1/16" - 12	88,5	39,5	27	32
A762531-12-12	1.1/16" - 12	1.1/16" - 12	91,0	42,0	27	32
A762531-16-16	1.5/16" - 12	1.5/16" - 12	98,0	46,0	36	38

BSP ADAPTORS

A400300

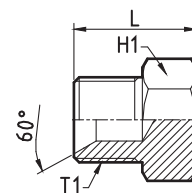
MALE PLUG BSP OR BOSS (ISO 1179-3)
MACHO BOSS BSP O TAPON (ISO 1179-3)



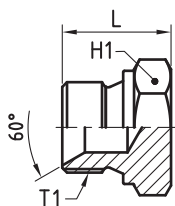
PART. REF.	THREADS	DIMENSIONS mm	
	T ₁ (UNF)	L	H ₁
A400300-04	1/4" - 19	21,0	19
A400300-06	3/8" - 19	22,0	22
A400300-08	1/2" - 14	27,0	27
A400300-12	3/4" - 14	32,0	36
A400300-16	1" - 11	36,0	41
A400300-20	1.1/4" - 11	41,0	50
A400300-24	1.1/2" - 11	42,0	55

A400500

MALE PLUG BSP PARALLEL 60° CONE SEAT (ISO 228)
TAPON MACHO BSP PARALELO ASIEN TO A 60° (ISO 228)



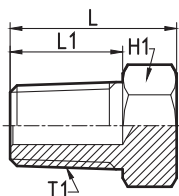
PART. REF.	THREADS	DIMENSIONS mm	
	T ₁ (BSPP)	L	H ₁
A400500-02	1/8" - 28	16,0	12
A400500-04	1/4" - 19	19,0	14
A400500-06	3/8" - 19	23,0	19
A400500-08	1/2" - 14	27,0	22
A400500-12	3/4" - 14	30,0	27
A400500-16	1" - 11	34,0	35
A400500-20	1.1/4" - 11	40,0	43
A400500-24	1.1/2" - 11	43,0	50



A400500D

MALE PLUG BSP PARALLEL 60° CONE SEAT DIN PROFILE (ISO 228)
TAPON MACHO BSP PARALELO ASIEN TO A 60° PERFIL DIN (ISO 228)

PART. REF.	THREADS	DIMENSIONS mm		
	T₁ (BSPP)	L	H₁	
A400500-04D	1/4" - 19	19,0	19	
A400500-06D	3/8" - 19	20,0	22	
A400500-08D	1/2" - 14	25,0	27	
A400500-10D	5/8" - 14	26,0	30	
A400500-12D	3/4" - 14	27,0	32	
A400500-16D	1" - 11	31,5	41	
A400500-20D	1.1/4" - 11	34,0	50	
A400500-24D	1.1/2" - 11	37,0	55	



A400700

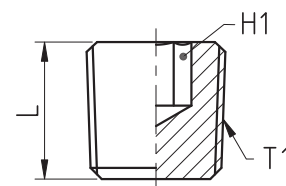
MALE PLUG BSP TAPERED (ISO 7)
TAPON MACHO BSP CÓNICO (ISO 7)

PART. REF.	THREADS	DIMENSIONS mm			
	T₁ (BSPT)	L	L₁	H₁	
A400700-02	1/8" - 28	17,5	11,5	12	
A400700-04	1/4" - 19	20,5	14,0	14	
A400700-06	3/8" - 19	24,0	16,0	19	
A400700-08	1/2" - 14	26,5	18,5	22	
A400700-12	3/4" - 14	32,0	20,0	27	
A400700-16	1" - 11	36,0	24,0	35	
A400700-20	1.1/4" - 11	41,5	25,5	43	
A400700-24	1.1/2" - 11	43,0	29,0	50	

BSP ADAPTORS

A400700E

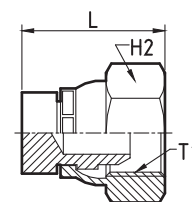
BSPT MALE PLUG "HEXAGONAL SOCKET HEAD" (ISO 7)
TAPON MACHO BSPT (ISO 7)



PART. REF.	THREADS	DIMENSIONS mm	
	T ₁ (BSPP)	L	H ₁
A400700E-02	1/8" - 28	8,0	5
A400700E-04	1/4" - 19	10,0	7
A400700E-06	3/8" - 19	10,0	8
A400700E-08	1/2" - 14	10,0	10
A400700E-12	3/4" - 14	12,0	12
A400700E-16	1" - 11	12,0	17
A400700E-20	1.1/4" - 11	18,0	22
A400700E-24	1.1/2" - 11	20,0	24

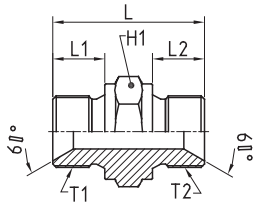
A410500

FEMALE PLUG BSP PARALLEL 60° CONE SEAT (ISO 228)
TAPON HEMBRA BSP PARALELO ASIEN TO A 60° (ISO 228)



PART. REF.	THREADS	DIMENSIONS mm	
	T ₁ (BSPP)	L	H ₂
A410500-02	1/8" - 28	21,0	14
A410500-04	1/4" - 19	23,0	19
A410500-06	3/8" - 19	27,0	22
A410500-08	1/2" - 14	30,0	27
A410500-10	5/8" - 14	26,0	30
A410500-12	3/4" - 14	35,0	32
A410500-16	1" - 11	39,0	41
A410500-20	1.1/4" - 11	43,0	50
A410500-24	1.1/2" - 11	48,0	55

A500505



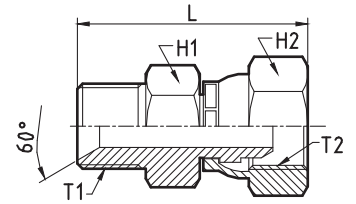
STRAIGHT ADAPTOR BSP MALE PARALLEL 60° CONE SEAT (ISO 228)
ADAPTADOR RECTO BSP PARALELO MACHO ASIENTO A 60° (ISO 228)

PART. REF.	THREADS		DIMENSIONS mm			
	T ₁ (BSPP)	T ₂ (BSPP)	L	L ₁	L ₂	H ₁
A500505-02-02	1/8" - 28	1/8" - 28	25,0	8,7	8,7	14
A500505-02-04	1/8" - 28	1/4" - 19	29,0	8,7	11,0	19
A500505-04-04	1/4" - 19	1/4" - 19	32,0	11,0	11,0	19
A500505-04-06	1/4" - 19	3/8" - 19	33,0	11,0	12,0	22
A500505-04-08	1/4" - 19	1/2" - 14	36,5	11,0	14,0	27
A500505-04-12	1/4" - 19	3/4" - 14	39,0	11,0	16,0	32
A500505-06-06	3/8" - 19	3/8" - 19	34,0	12,0	12,0	22
A500505-06-08	3/8" - 19	1/2" - 14	37,0	12,0	14,0	27
A500505-06-10	3/8" - 19	5/8" - 14	39,0	12,0	16,0	30
A500505-06-12	3/8" - 19	3/4" - 14	41,0	12,0	16,0	32
A500505-08-08	1/2" - 14	1/2" - 14	39,5	14,0	14,0	27
A500505-08-10	1/2" - 14	5/8" - 14	41,5	14,0	16,0	30
A500505-08-12	1/2" - 14	3/4" - 14	43,5	14,0	16,0	32
A500505-08-16	1/2" - 14	1" - 11	47,5	14,0	19,0	41
A500505-10-10	5/8" - 14	5/8" - 14	43,5	16,0	16,0	30
A500505-10-12	5/8" - 14	3/4" - 14	44,5	16,0	16,0	32
A500505-12-12	3/4" - 14	3/4" - 14	44,5	16,0	16,0	32
A500505-12-16	3/4" - 14	1" - 11	48,5	16,0	19,0	41
A500505-12-20	3/4" - 14	1.1/4" - 11	52,5	16,0	20,0	50
A500505-16-16	1" - 11	1" - 11	51,5	19,0	19,0	41
A500505-16-20	1" - 11	1.1/4" - 11	55,5	19,0	20,0	50
A500505-16-24	1" - 11	1.1/2" - 11	58,5	19,0	22,0	55
A500505-20-20	1.1/4" - 11	1.1/4" - 11	56,5	20,0	20,0	50
A500505-20-24	1.1/4" - 11	1.1/2" - 11	59,5	20,0	22,0	55
A500505-24-24	1.1/2" - 11	1.1/2" - 11	61,5	22,0	22,0	55
A500505-24-32	1.1/2" - 11	2" - 11	67,5	22,0	25,0	70
A500505-32-32	2" - 11	2" - 11	71,0	25,0	25,0	70

BSP ADAPTORS

A520505

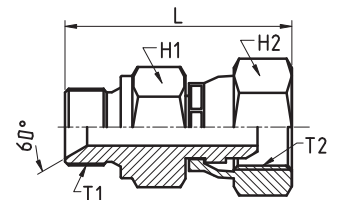
**STRAIGHT ADAPTOR BSP MALE PARALLEL 60° CONE SEAT
BSP FEMALE 60° CONE (ISO 228)**
ADAPTADOR RECTO BSP MACHO PARALELO ASIENTO A 60°
BSP HEMBRA ASIENTO A 60° (ISO 228)



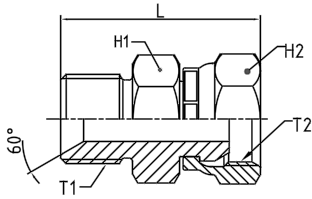
PART. REF.	THREADS		DIMENSIONS mm		
	T ₁ (BSPP)	T ₂ (BSPP)	L	H ₁	H ₂
A520505-04-04	1/4" - 19	1/4" - 19	36,0	14	19
A520505-06-06	3/8" - 19	3/8" - 19	42,0	19	22
A520505-08-08	1/2" - 14	1/2" - 14	48,5	22	27
A520505-12-12	3/4" - 14	3/4" - 14	57,0	27	32
A520505-16-16	1" - 11	1" - 11	64,5	35	41
A520505-20-20	1.1/4" - 11	1.1/4" - 11	72,0	44	50
A520505-24-24	1.1/2" - 11	1.1/2" - 11	79,0	50	55

A520505D

**STRAIGHT ADAPTOR BSP MALE PARALLEL 60° CONE SEAT
DIN PROFILE BSP FEMALE 60° CONE (ISO 228)**
ADAPTADOR RECTO BSP MACHO PARALELO ASIENTO A 60° PERFIL DIN
BSP HEMBRA ASIENTO A 60° (ISO 228)



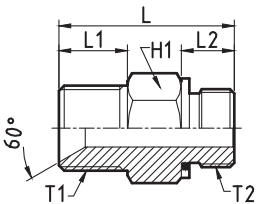
PART. REF.	THREADS		DIMENSIONS mm		
	T ₁ (BSPP)	T ₂ (BSPP)	L	H ₁	H ₂
A520505-04-04D	1/4" - 19	1/4" - 19	38,0	19	19
A520505-04-06D	1/4" - 19	3/8" - 19	39,5	19	22
A520505-04-08D	1/4" - 19	1/2" - 14	42,0	22	27
A520505-06-04D	3/8" - 19	1/4" - 19	38,0	22	19
A520505-06-06D	3/8" - 19	3/8" - 19	40,5	22	22
A520505-06-08D	3/8" - 19	1/2" - 14	43,0	22	27
A520505-08-06D	1/2" - 14	3/8" - 19	43,5	27	22
A520505-08-08D	1/2" - 14	1/2" - 14	46,0	27	27
A520505-08-12D	1/2" - 14	3/4" - 14	51,0	27	32
A520505-10-10D	5/8" - 14	5/8" - 14	51,0	30	30
A520505-12-08D	3/4" - 14	1/2" - 14	49,0	32	27
A520505-12-12D	3/4" - 14	3/4" - 14	54,0	32	32
A520505-12-16D	3/4" - 14	1" - 11	55,0	35	41
A520505-16-12D	1" - 11	3/4" - 14	59,5	41	32
A520505-16-16D	1" - 11	1" - 11	64,0	41	41
A520505-20-20D	1.1/4" - 11	1.1/4" - 11	67,0	50	50
A520505-24-24D	1.1/2" - 11	1.1/2" - 11	78,0	55	55



NEW **A520528**

**STRAIGHT ADAPTER BSP MALE 60° CONE SEAT (ISO 228)
NPSM SWIVEL FEMALE 60° CONE (SAE J514)
ADAPTADOR RECTO BSP MACHO PARALELO ASIENTO A 60° (ISO 228)
HEMBRA GIRATORIO 60° NPSM (SAE J514)**

PART. REF.	THREADS		DIMENSIONS mm			
	T ₁ (BSPP)	T ₂ (NPSM)	L	H ₁	H ₂	
A520528-06-06	3/8"-19	3/8"-18	40,5	19	22	
A520528-08-06	1/2"-14	3/8"-18	43,5	22	22	
A520528-08-08	1/2"-14	1/2"-14	46,0	22	27	
A520528-08-12	1/2"-14	3/4"-14	51,0	27	32	
A520528-16-08	1"-11	1/2"-14	57,0	35	27	
A520528-16-12	1"-11	3/4"-14	59,5	35	32	
A520528-16-16	1"-11	1"-11,5	64,0	35	38	
A520528-24-24	1.1/2"-11	1.1/2"-11,5	78,0	50	54	



A500503

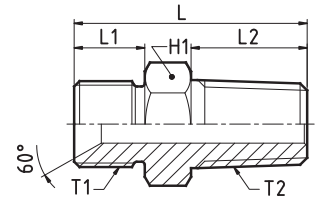
**STRAIGHT ADAPTOR BSP MALE PARALLEL 60° CONE SEAT
(ISO 228) BSP MALE O-RING BOSS TYPE (ISO 1179-3)
ADAPTADOR RECTO BSP MACHO PARALELO ASIENTO A 60°
(ISO 228) BSP MACHO TIPO O-RING BOSS (ISO 1179-3)**

PART. REF.	THREADS		DIMENSIONS mm			
	T ₁ (BSPP)	T ₂ (BSPP)	L	L ₁	L ₂	H ₁
A500503-04-04	1/4" - 19	1/4" - 19	33,0	13,0	12,0	19
A500503-04-06	1/4" - 19	3/8" - 19	34,0	13,0	12,0	22
A500503-06-04	3/8" - 19	1/4" - 19	36,0	15,0	12,0	19
A500503-06-06	3/8" - 19	3/8" - 19	36,0	15,0	12,0	22
A500503-06-08	3/8" - 19	1/2" - 14	39,0	15,0	14,0	27
A500503-08-06	1/2" - 14	3/8" - 19	39,0	18,0	12,0	22
A500503-08-08	1/2" - 14	1/2" - 14	42,0	18,0	14,0	27
A500503-08-12	1/2" - 14	3/4" - 14	46,0	18,0	16,0	32
A500503-12-08	3/4" - 14	1/2" - 14	44,0	20,0	14,0	27
A500503-12-12	3/4" - 14	3/4" - 14	48,0	20,0	16,0	32
A500503-12-16	3/4" - 14	1" - 11	50,0	20,0	18,0	41
A500503-16-12	1" - 11	3/4" - 14	50,0	22,0	16,0	35
A500503-16-16	1" - 11	1" - 11	52,0	22,0	18,0	41
A500503-16-20	1" - 11	1.1/4" - 11	56,0	22,0	20,0	50
A500503-20-16	1.1/4" - 11	1" - 11	57,0	26,0	18,0	43
A500503-20-20	1.1/4" - 11	1.1/4" - 11	60,0	26,0	20,0	50
A500503-24-20	1.1/2" - 11	1.1/4" - 11	60,0	27,0	20,0	50
A500503-24-24	1.1/2" - 11	1.1/2" - 11	63,0	27,0	22,0	55

BSP ADAPTORS

A500507

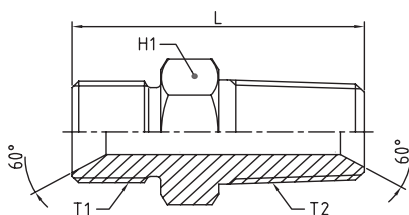
STRAIGHT ADAPTOR BSP MALE PARALLEL 60° CONE SEAT (ISO 228) - BSP MALE TAPERED (ISO 7)
ADAPTADOR RECTO BSP MACHO PARALELO ASIENTO A 60° (ISO 228) - BSP MACHO CÓNICO (ISO 7)



PART. REF.	THREADS		DIMENSIONS mm			
	T ₁ (BSPP)	T ₂ (BSPT)	L	L ₁	L ₂	H ₁
A500507-02-02	1/8" - 28	1/8" - 28	23,0	8,0	10,0	12
A500507-02-04	1/8" - 28	1/4" - 19	28,0	8,0	14,0	14
A500507-04-02	1/4" - 19	1/8" - 28	28,0	12,0	10,0	14
A500507-04-04	1/4" - 19	1/4" - 19	32,0	12,0	14,0	14
A500507-04-06	1/4" - 19	3/8" - 19	33,0	12,0	15,0	19
A500507-04-08	1/4" - 19	1/2" - 14	37,0	12,0	17,0	22
A500507-06-04	3/8" - 19	1/4" - 19	33,0	13,0	14,0	19
A500507-06-06	3/8" - 19	3/8" - 19	34,0	13,0	15,0	19
A500507-06-08	3/8" - 19	1/2" - 14	38,0	13,0	17,0	22
A500507-08-04	1/2" - 14	1/4" - 19	37,0	15,0	14,0	22
A500507-08-06	1/2" - 14	3/8" - 19	38,0	15,0	15,0	22
A500507-08-08	1/2" - 14	1/2" - 14	40,0	15,0	17,0	22
A500507-08-10	1/2" - 14	5/8" - 14	44,0	15,0	20,0	27
A500507-08-12	1/2" - 14	3/4" - 14	44,0	15,0	20,0	27
A500507-10-08	5/8" - 14	1/2" - 14	42,0	16,0	17,0	27
A500507-12-08	3/4" - 14	1/2" - 14	43,0	17,0	17,0	27
A500507-12-12	3/4" - 14	3/4" - 14	46,0	17,0	20,0	27
A500507-12-16	3/4" - 14	1" - 11	50,0	17,0	23,0	35
A500507-16-12	1" - 11	3/4" - 14	50,0	20,0	20,0	35
A500507-16-16	1" - 11	1" - 11	53,0	20,0	23,0	35
A500507-16-20	1" - 11	1.1/4" - 11	58,0	20,0	26,0	44
A500507-20-16	1.1/4" - 11	1" - 11	56,0	21,0	23,0	44
A500507-20-20	1.1/4" - 11	1.1/4" - 11	59,0	21,0	26,0	44
A500507-20-24	1.1/4" - 11	1.1/2" - 11	62,0	21,0	27,0	50
A500507-24-20	1.1/2" - 11	1.1/4" - 11	62,0	22,0	26,0	50
A500507-24-24	1.1/2" - 11	1.1/2" - 11	63,0	22,0	27,0	50
A500507-32-32	2" - 11	2" - 11	72,0	25,0	30,0	65

NEW **A500528**

**STRAIGHT ADAPTOR BSP MALE PARALLEL 60° CONE SEAT
(ISO 228) NPTF MALE 60° CONE SEAT (SAE J514)
ADAPTADOR MACHO RECTO BPS PARALELO ASIENTO A 60°
(ISO 228) MACHO NPTF 60° (SAE J514)**



PART. REF.	THREADS		DIMENSIONS mm				
	T1 (BSPP)	T2 (NPTF)	L	H1			
A500528-04-04	1/4"-19	1/4"-18	31,5	16			
A500528-04-06	1/4"-19	3/8"-18	31,5	19			
A500528-06-06	3/8"-19	3/8"-18	32,5	19			
A500528-08-08	1/2"-14	1/2"-14	40,0	22			
A500528-12-12	3/4"-14	3/4"-14	44,0	27			
A500528-16-16	1"-11	1"-11,5	53,0	35			
A500528-20-20	1.1/4"-11	1.1/4"-11,5	57,0	44			
A500528-24-24	1.1/2"-11	1.1/2"-11,5	63,0	50			

BSP ADAPTORS

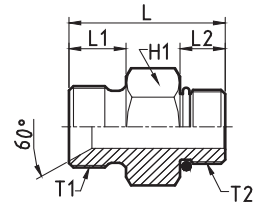
A500530

STRAIGHT ADAPTOR BSP MALE 60° CONE SEAT (ISO 228)

SAE MALE O-RING BOSS TYPE (SAE J1926)

ADAPTADOR RECTO BSP MACHO ASIEN TO A 60° (ISO 228)

SAE MACHO TIPO O-RING BOSS (SAE J1926)

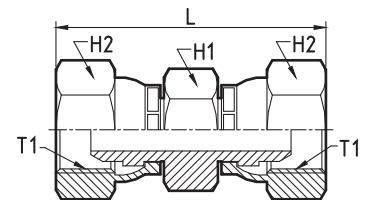


PART. REF.	THREADS		DIMENSIONS mm			
	T ₁ (BSPP)	T ₂ (UNF)	L	L ₁	L ₂	H ₁
A500530-04-04	1/4" - 19	7/16" - 20	27,5	11,0	9,0	14
A500530-04-06	1/4" - 19	9/16" - 18	29,0	11,0	10,0	17
A500530-04-08	1/4" - 19	3/4" - 16	33,5	11,0	11,0	22
A500530-04-10	1/4" - 19	7/8" - 14	38,5	11,0	13,0	27
A500530-06-06	3/8" - 19	9/16" - 18	31,5	12,0	10,0	17
A500530-06-08	3/8" - 19	3/4" - 16	33,5	12,0	11,0	22
A500530-06-10	3/8" - 19	7/8" - 14	35,5	12,0	13,0	27
A500530-08-06	1/2" - 14	9/16" - 18	35,0	12,0	10,0	22
A500530-08-08	1/2" - 14	3/4" - 16	36,0	14,0	11,0	22
A500530-08-10	1/2" - 14	7/8" - 14	39,0	14,0	13,0	27
A500530-10-06	5/8" - 14	9/16" - 18	37,0	16,0	10,0	27
A500530-10-08	5/8" - 14	3/4" - 16	37,0	16,0	11,0	27
A500530-10-10	5/8" - 14	7/8" - 14	40,5	16,0	13,0	27
A500530-10-12	5/8" - 14	1.1/16" - 12	44,5	16,0	15,0	32
A500530-12-08	3/4" - 14	3/4" - 16	42,0	16,0	11,0	32
A500530-12-12	3/4" - 14	1.1/16" - 12	46,0	16,0	15,0	32
A500530-12-16	3/4" - 14	1.5/16" - 12	46,0	16,0	17,0	41
A500530-16-12	1" - 11	1.1/16" - 12	48,0	19,0	15,0	41
A500530-16-16	1" - 11	1.5/16" - 12	48,0	19,0	15,0	41

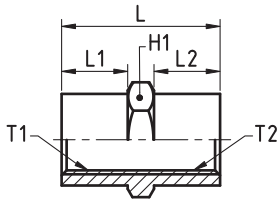
A510505

STRAIGHT ADAPTOR BSP FEMALE 60° CONE (ISO 228)

ADAPTADOR RECTO BSP HEMBRA ASIEN TO A 60° (ISO 228)



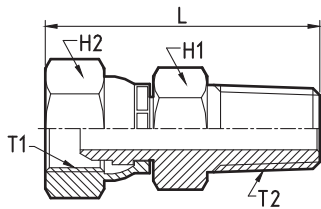
PART. REF.	THREADS	DIMENSIONS mm		
	T ₁ (BSPP)	L	H ₁	H ₂
A510505-04-04	1/4" - 19	39,0	14	19
A510505-06-06	3/8" - 19	45,0	19	22
A510505-08-08	1/2" - 14	52,0	22	27
A510505-12-12	3/4" - 14	63,0	27	32
A510505-16-16	1" - 11	74,0	35	41
A510505-20-20	1.1/4" - 11	77,0	44	50
A510505-24-24	1.1/2" - 11	87,0	50	55



A510404

STRAIGHT ADAPTOR BSP FIXED FEMALE ADAPTADOR RECTO BSP FIJO HEMBRA

PART. REF.	THREADS		DIMENSIONS mm			
	T ₁ (BSPP)	T ₂ (BSPP)	L	L ₁	L ₂	H ₁
A510404-02-02	1/8" - 28	1/8" - 28	20,0	7,0	7,0	14
A510404-02-04	1/8" - 28	1/4" - 19	25,0	7,0	12,0	19
A510404-04-04	1/4" - 19	1/4" - 19	30,0	12,0	12,0	19
A510404-04-06	1/4" - 19	3/8" - 19	30,0	12,0	12,0	24
A510404-06-06	3/8" - 19	3/8" - 19	30,0	12,0	12,0	24
A510404-06-08	3/8" - 19	1/2" - 14	35,0	12,0	15,0	27
A510404-08-08	1/2" - 14	1/2" - 14	38,0	15,0	15,0	27
A510404-08-12	1/2" - 14	3/4" - 14	40,0	15,0	15,0	35
A510404-12-12	3/4" - 14	3/4" - 14	40,0	15,0	15,0	36
A510404-12-16	3/4" - 14	1" - 11	47,0	15,0	19,0	41
A510404-16-16	1" - 11	1" - 11	51,0	19,0	19,0	41
A510404-16-20	1" - 11	1.1/4" - 11	50,0	19,0	19,0	55
A510404-20-20	1.1/4" - 11	1.1/4" - 11	51,0	19,0	19,0	55
A510404-24-24	1.1/2" - 11	1.1/2" - 11	51,0	19,0	19,0	60



A520705

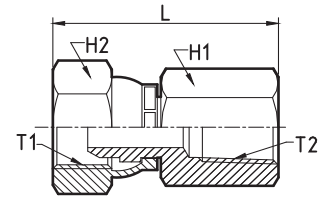
STRAIGHT ADAPTOR BSP FEMALE 60° CONE (ISO 228) BSP MALE TAPERED (ISO 7) ADAPTADOR RECTO BSP HEMBRA ASIENTO A 60° (ISO 228) BSP MACHO CÓNICO (ISO 7)

PART. REF.	THREADS		DIMENSIONS mm		
	T ₁ (BSPP)	T ₂ (BSPT)	L	H ₁	H ₂
A520705-04-04	1/4" - 19	1/4" - 19	37,0	14	19
A520705-06-06	3/8" - 19	3/8" - 19	43,0	19	22
A520705-06-08	3/8" - 19	1/2" - 14	46,0	22	27
A520705-08-06	1/2" - 14	3/8" - 19	46,0	22	22
A520705-08-08	1/2" - 14	1/2" - 14	49,0	22	27
A520705-12-12	3/4" - 14	3/4" - 14	56,0	27	32
A520705-16-16	1" - 11	1" - 11	66,0	35	41
A520705-20-20	1.1/4" - 11	1.1/4" - 11	72,0	44	50
A520705-24-24	1.1/2" - 11	1.1/2" - 11	80,0	50	55

BSP ADAPTORS

A510502

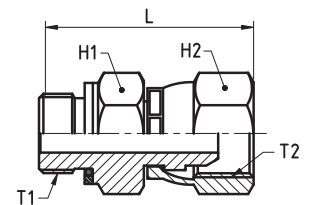
STRAIGHT ADAPTOR BSP FEMALE 60° CONE (ISO 228)
 BSP FEMALE TAPERED (ISO 7)
 ADAPTADOR RECTO BSP HEMBRA ASIENTO A 60° (ISO 228)
 BSP HEMBRA CÓNICA (ISO 7)



PART. REF.	THREADS		DIMENSIONS mm		
	T ₁ (BSPP)	T ₂ (BSPT)	L	H ₁	H ₂
A510502-04-04	1/4" - 19	1/4" - 19	34,0	19	19
A510502-06-06	3/8" - 19	3/8" - 19	40,0	22	22
A510502-08-08	1/2" - 14	1/2" - 14	47,0	27	27
A510502-12-12	3/4" - 14	3/4" - 14	53,0	35	32
A510502-16-16	1" - 11	1" - 11	61,0	41	41
A510502-20-20	1.1/4" - 11	1.1/4" - 11	67,0	50	50
A510502-24-24	1.1/2" - 11	1.1/2" - 11	73,0	55	55

A520305

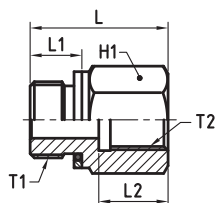
STRAIGHT ADAPTOR BSP MALE OR BOSS (ISO 1179-3)
 BSP FEMALE 60° CONE (ISO 228)
 ADAPTADOR RECTO MACHO BSP O BOSS (ISO 1179-3)
 BSP HEMBRA ASIENTO A 60° (ISO 228)



PART. REF.	THREADS		DIMENSIONS mm		
	T ₁ (BSPP)	T ₂ (BSPP)	L	H ₁	H ₂
A520305-04-04	1/4" - 19	1/4" - 19	36,5	19	19
A520305-06-06	3/8" - 19	3/8" - 19	39,5	22	22
A520305-08-08	1/2" - 14	1/2" - 14	45,5	27	27
A520305-12-12	3/4" - 14	3/4" - 14	54,0	32	32
A520305-16-16	1" - 11	1" - 11	61,5	41	41
A520305-20-20	1.1/4" - 11	1.1/4" - 11	67,0	50	50
A520305-24-24	1.1/2" - 11	1.1/2" - 11	73,5	55	55

A520304

STRAIGHT ADAPTOR BSP MALE OR BOSS (ISO 1179-3)
 BSP FIXED FEMALE (ISO 1179-1)
 ADAPTADOR RECTO MACHO BSP O BOSS (ISO 1179-3)
 BSP FIJO HEMBRA (ISO 1179-1)

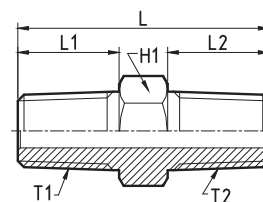


PART. REF.	THREADS		DIMENSIONS mm			
	T ₁ (BSPP)	T ₂ (BSPP)	L	L ₁	L ₂	H ₁
A520304-02-04	1/8" - 28	1/4" - 19	28,0	8,0	17,0	19
A520304-04-06	1/4" - 19	3/8" - 19	36,0	12,0	17,0	24
A520304-06-04	3/8" - 19	1/4" - 19	30,0	12,0	17,0	22
A520304-06-08	3/8" - 19	1/2" - 14	41,0	12,0	20,0	30
A520304-08-06	1/2" - 14	3/8" - 19	36,0	14,0	17,0	27
A520304-08-12	1/2" - 14	3/4" - 14	46,0	14,0	22,0	36
A520304-12-08	3/4" - 14	1/2" - 14	41,0	16,0	20,0	32
A520304-12-16	3/4" - 14	1" - 11	51,0	16,0	24,5	41
A520304-16-12	1" - 11	3/4" - 14	47,0	18,0	22,0	41
A520304-16-20	1" - 11	1.1/4" - 11	57,0	18,0	26,5	55
A520304-20-16	1.1/4" - 11	1" - 11	52,0	20,0	24,5	50
A520304-20-24	1.1/4" - 11	1.1/2" - 11	60,0	20,0	28,5	60

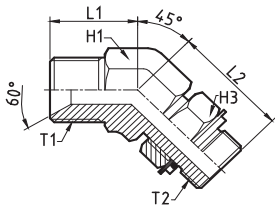
BSP ADAPTORS

A500707

STRAIGHT ADAPTOR BSP MALE TAPERED (ISO 7)
ADAPTADOR RECTO BSP MACHO CÓNICO (ISO 7)



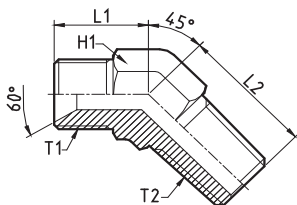
PART. REF.	THREADS		DIMENSIONS mm			
	T ₁ (BSPT)	T ₂ (BSPT)	L	L ₁	L ₂	H ₁
A500707-02-02	1/8" - 28	1/8" - 28	25,0	10,0	10,0	12
A500707-02-04	1/8" - 28	1/4" - 19	30,0	10,0	14,0	14
A500707-02-06	1/8" - 28	3/8" - 19	31,0	10,0	15,0	19
A500707-04-04	1/4" - 19	1/4" - 19	34,0	14,0	14,0	14
A500707-04-06	1/4" - 19	3/8" - 19	35,0	14,0	15,0	19
A500707-04-08	1/4" - 19	1/2" - 14	39,0	14,0	17,0	22
A500707-06-06	3/8" - 19	3/8" - 19	36,0	15,0	15,0	19
A500707-06-08	3/8" - 19	1/2" - 14	40,0	15,0	17,0	22
A500707-06-12	3/8" - 19	3/4" - 14	44,0	15,0	20,0	27
A500707-08-08	1/2" - 14	1/2" - 14	42,0	17,0	17,0	22
A500707-08-12	1/2" - 14	3/4" - 14	46,0	17,0	20,0	27
A500707-08-16	1/2" - 14	1" - 11	50,0	17,0	23,0	35
A500707-12-12	3/4" - 14	3/4" - 14	49,0	20,0	20,0	27
A500707-12-16	3/4" - 14	1" - 11	53,0	20,0	23,0	35
A500707-16-16	1" - 11	1" - 11	56,0	23,0	23,0	35
A500707-16-20	1" - 11	1.1/4" - 11	61,0	23,0	26,0	44
A500707-20-20	1.1/4" - 11	1.1/4" - 11	64,0	26,0	26,0	44
A500707-20-24	1.1/4" - 11	1.1/2" - 11	67,0	26,0	27,0	50
A500707-24-24	1.1/2" - 11	1.1/2" - 11	68,0	27,0	27,0	50
A500707-24-32	1.1/2" - 11	2" - 11	74,0	27,0	30,0	65
A500707-32-32	2" - 11	2" - 11	77,0	30,0	30,0	65



A530509

**45° ELBOW ADJUSTABLE ADAPTOR BSP MALE PARALLEL
60° CONE SEAT (ISO 228) - BSP MALE O-RING BOSS TYPE (ISO 1179-3)**
ADAPTADOR AJUSTABLE CODO 45° BSP MACHO PARALELO
ASIENTO A 60° (ISO 228) - BSP MACHO TIPO O-RING BOSS (ISO 1179-3)

PART. REF.	THREADS		DIMENSIONS mm			
	T ₁ (BSPP)	T ₂ (BSPP)	L ₁	L ₂	H ₁	H ₃
A530509-04-04	1/4" - 19	1/4" - 19	21,0	28,0	14	19
A530509-04-06	1/4" - 19	3/8" - 19	23,0	33,0	19	22
A530509-06-04	3/8" - 19	1/4" - 19	25,0	33,0	19	19
A530509-06-06	3/8" - 19	3/8" - 19	25,0	33,0	19	22
A530509-06-08	3/8" - 19	1/2" - 14	26,0	38,5	22	27
A530509-08-06	1/2" - 14	3/8" - 19	28,0	38,5	22	22
A530509-08-08	1/2" - 14	1/2" - 14	28,0	38,5	22	27
A530509-08-12	1/2" - 14	3/4" - 14	30,0	43,0	27	32
A530509-12-08	3/4" - 14	1/2" - 14	33,0	43,0	27	27
A530509-12-12	3/4" - 14	3/4" - 14	33,0	43,0	27	32
A530509-12-16	3/4" - 14	1" - 11	35,0	47,0	35	41
A530509-16-12	1" - 11	3/4" - 14	38,0	46,0	35	32
A530509-16-16	1" - 11	1" - 11	38,0	47,0	35	41
A530509-16-20	1" - 11	1.1/4" - 11	40,0	48,5	44	50
A530509-20-16	1.1/4" - 11	1" - 11	45,0	48,5	44	41
A530509-20-20	1.1/4" - 11	1.1/4" - 11	45,0	48,5	44	50



A530507

**45° ELBOW ADAPTOR BSP MALE PARALLEL
60° CONE SEAT (ISO 228) - BSP MALE TAPERED (ISO 7)**
ADAPTADOR CODO 45° BSP MACHO PARALELO
ASIENTO A 60° (ISO 228) - BSP MACHO CÓNICO (ISO 7)

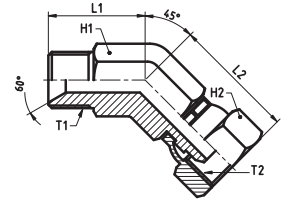
PART. REF.	THREADS		DIMENSIONS mm		
	T ₁ (BSPP)	T ₂ (BSPT)	L ₁	L ₂	H ₁
A530507-04-04	1/4" - 19	1/4" - 19	21,0	21,0	14
A530507-06-06	3/8" - 19	3/8" - 19	25,0	26,0	19
A530507-08-08	1/2" - 14	1/2" - 14	28,0	31,0	22
A530507-12-12	3/4" - 14	3/4" - 14	33,0	31,5	27
A530507-16-16	1" - 11	1" - 11	38,0	41,0	35
A530507-20-20	1.1/4" - 11	1.1/4" - 11	45,0	46,0	44
A530507-24-24	1.1/2" - 11	1.1/2" - 11	47,0	48,0	50
A530507-32-32	2" - 11	2" - 11	56,0	55,0	65

BSP ADAPTORS

A550505

45° ELBOW ADAPTOR BSP MALE PARALLEL 60° CONE SEAT
BSP FEMALE 60° CONE (ISO 228)

ADAPTADOR CODO 45° BSP MACHO PARALELO ASIENTO A 60°
BSP HEMBRA 60° (ISO 228)

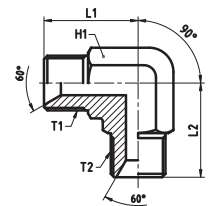


PART. REF.	THREADS		DIMENSIONS mm			
	T ₁ (BSPP)	T ₂ (BSPP)	L ₁	L ₂	H ₁	H ₂
A550505-04-04	1/4" - 19	1/4" - 19	21,0	23,0	14	19
A550505-06-06	3/8" - 19	3/8" - 19	25,0	28,0	19	22
A550505-08-08	1/2" - 14	1/2" - 14	28,0	29,5	22	27
A550505-12-12	3/4" - 14	3/4" - 14	33,0	37,0	27	32
A550505-16-16	1" - 11	1" - 11	38,0	46,0	35	41
A550505-20-20	1.1/4" - 11	1.1/4" - 11	45,0	51,5	44	50
A550505-24-24	1.1/2" - 11	1.1/2" - 11	47,0	55,0	50	55

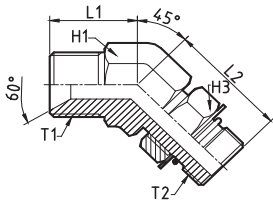
A560505

90° ELBOW ADAPTOR BSP MALE PARALLEL 60° CONE SEAT (ISO 228)

ADAPTADOR CODO 90° BSP MACHO PARALELO ASIENTO A 60° (ISO 228)



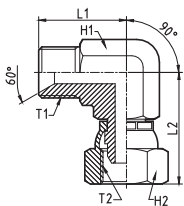
PART. REF.	THREADS		DIMENSIONS mm		
	T ₁ (BSPP)	T ₂ (BSPP)	L ₁	L ₂	H ₁
A560505-04-04	1/4" - 19	1/4" - 19	25,0	25,0	14
A560505-06-06	3/8" - 19	3/8" - 19	29,0	29,0	19
A560505-08-08	1/2" - 14	1/2" - 14	33,0	33,0	22
A560505-12-12	3/4" - 14	3/4" - 14	38,0	38,0	27
A560505-16-16	1" - 11	1" - 11	45,0	45,0	35
A560505-20-20	1.1/4" - 11	1.1/4" - 11	52,0	52,0	41
A560505-24-24	1.1/2" - 11	1.1/2" - 11	59,0	59,0	50



A530531

45° ELBOW ADJUSTABLE ADAPTOR BSP MALE PARALLEL 60° CONE SEAT (ISO 228) SAE MALE O-RING BOSS TYPE (SAE J1926)
ADAPTADOR AJUSTABLE CODO 45° BSP MACHO PARALELO ASIENTO A 60° (ISO 228) SAE MACHO TIPO O-RING BOSS (SAE J1926)

PART. REF.	THREADS		DIMENSIONS mm			
	T ₁ (BSPP)	T ₂ (UNF)	L ₁	L ₂	H ₁	H ₃
A530531-04-06	1/4" - 19	9/16" - 18	21,0	28,0	14	19
A530531-06-08	3/8" - 19	3/4" - 16	25,0	33,0	19	24
A530531-08-10	1/2" - 14	7/8" - 14	28,0	38,5	22	27
A530531-12-12	3/4" - 14	1.1/16" - 12	33,0	43,0	27	32
A530531-16-16	1" - 11	1.5/16" - 12	38,0	47,0	35	38
A530531-20-20	1.1/4" - 11	1.5/8" - 12	45,0	48,5	44	50



A580505

90° ELBOW ADAPTOR BSP MALE PARALLEL 60° CONE SEAT
BSP FEMALE 60° CONE (ISO 228)
ADAPTADOR CODO 90° MACHO PARALELO ASIENTO A 60°
BSP HEMBRA 60° (ISO 228)

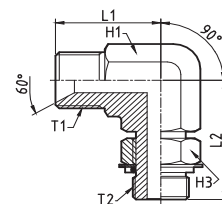
PART. REF.	THREADS		DIMENSIONS mm			
	T ₁ (BSPP)	T ₂ (BSPP)	L ₁	L ₂	H ₁	H ₂
A580505-04-04	1/4" - 19	1/4" - 19	25,0	28,0	14	19
A580505-06-06	3/8" - 19	3/8" - 19	29,0	31,0	19	22
A580505-08-08	1/2" - 14	1/2" - 14	33,0	37,0	22	27
A580505-12-12	3/4" - 14	3/4" - 14	38,0	45,0	27	32
A580505-16-16	1" - 11	1" - 11	45,0	52,0	35	41
A580505-20-20	1.1/4" - 11	1.1/4" - 11	52,0	62,0	41	50
A580505-24-24	1.1/2" - 11	1.1/2" - 11	59,0	73,0	50	55

BSP ADAPTORS

A560509

90° ELBOW ADJUSTABLE ADAPTOR BSP MALE PARALLEL
60° CONE SEAT (ISO 228) - BSP MALE O-RING BOSS TYPE (ISO 1179-3)

ADAPTADOR AJUSTABLE CODO 90° BSP MACHO PARALELO
ASIENTO A 60° (ISO 228) - BSP MACHO TIPO O-RING BOSS (ISO 1179-3)

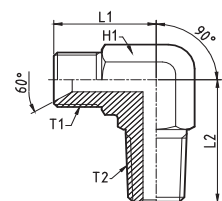


PART. REF.	THREADS		DIMENSIONS mm			
	T ₁ (BSPP)	T ₂ (BSPP)	L ₁	L ₂	H ₁	H ₃
A560509-04-04	1/4" - 19	1/4" - 19	25,0	31,5	14	19
A560509-04-06	1/4" - 19	3/8" - 19	26,0	36,5	19	22
A560509-06-04	3/8" - 19	1/4" - 19	29,0	33,5	19	19
A560509-06-06	3/8" - 19	3/8" - 19	29,0	36,5	19	22
A560509-06-08	3/8" - 19	1/2" - 14	30,0	43,0	22	27
A560509-08-06	1/2" - 14	3/8" - 19	33,0	39,5	22	22
A560509-08-08	1/2" - 14	1/2" - 14	33,0	43,0	22	27
A560509-08-12	1/2" - 14	3/4" - 14	36,0	49,0	27	32
A560509-12-08	3/4" - 14	1/2" - 14	38,0	45,5	27	27
A560509-12-12	3/4" - 14	3/4" - 14	38,0	49,0	27	32
A560509-12-16	3/4" - 14	1" - 11	42,0	52,0	35	41
A560509-16-12	1" - 11	3/4" - 14	45,0	52,0	35	32
A560509-16-16	1" - 11	1" - 11	45,0	52,0	35	41
A560509-16-20	1" - 11	1.1/4" - 11	52,0	57,0	41	50
A560509-20-16	1.1/4" - 11	1" - 11	52,0	57,0	41	41
A560509-20-20	1.1/4" - 11	1.1/4" - 11	52,0	57,0	41	50

A560507

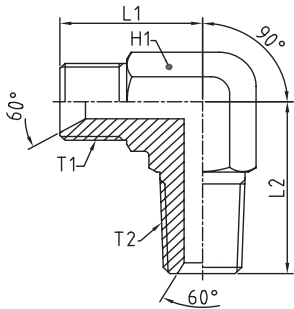
90° ELBOW ADAPTOR BSP MALE PARALLEL 60° CONE SEAT (ISO 228)
BSP MALE TAPERED (ISO 7)

ADAPTADOR CODO 90° BSP MACHO PARALELO ASIENTO A 60° (ISO 228)
BSP MACHO CÓNICO (ISO 7)



PART. REF.	THREADS		DIMENSIONS mm		
	T ₁ (BSPP)	T ₂ (BSPT)	L ₁	L ₂	H ₁
A560507-04-04	1/4" - 19	1/4" - 19	25,0	27,0	14
A560507-06-06	3/8" - 19	3/8" - 19	29,0	31,0	19
A560507-08-08	1/2" - 14	1/2" - 14	33,0	37,0	22
A560507-12-12	3/4" - 14	3/4" - 14	38,0	42,0	27
A560507-16-16	1" - 11	1" - 11	45,0	48,0	35
A560507-20-20	1.1/4" - 11	1.1/4" - 11	52,0	57,0	41
A560507-24-24	1.1/2" - 11	1.1/2" - 11	59,0	65,0	50
A560507-32-32	2" - 11	2" - 11	73,0	74,0	65

BSP ADAPTORS

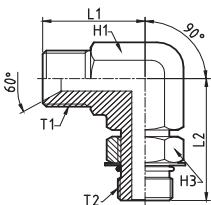


NEW

A560528

90° ELBOW ADAPTOR BSP MALE PARALLEL 60° CONE SEAT (ISO 228) NPTF MALE 60° CONE SEAT (SAE J514)
ADAPTADOR CODO 90° MACHO BPS PARALELO ASIEN TO A 60° (ISO 228) MACHO NPTF 60° (SAE J514)

PART. REF.	THREADS		DIMENSIONS mm				
	T1 (BSPP)	T2 (NPTF)	L1	L2	H1		
A560528-04-04	1/4"-19	1/4"-18	26,0	28,0	14		
A560528-06-06	3/8"-19	3/8"-18	29,0	31,0	19		
A560528-08-08	1/2"-14	1/2"-14	34,0	37,5	22		
A560528-12-12	3/4"-14	3/4"-14	41,0	40,0	27		
A560528-16-16	1"-11	1"-11,5	45,0	50,0	33		
A560528-20-20	1.1/4"-11	1.1/4"-11,5	52,0	60,0	41		



A560531

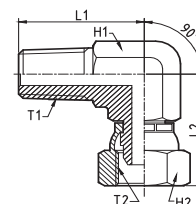
90° ELBOW ADJUSTABLE ADAPTOR BSP MALE PARALLEL 60° CONE SEAT (ISO 228) SAE MALE O-RING BOSS TYPE (SAE J1926)
ADAPTADOR AJUSTABLE CODO 90° BSP MACHO PARALELO ASIEN TO A 60° (ISO 228) SAE MACHO TIPO O-RING BOSS (SAE J1926)

PART. REF.	THREADS		DIMENSIONS mm			
	T1 (BSPP)	T2 (UNF)	L1	L2	H1	H3
A560531-04-06	1/4" - 19	9/16" - 18	25,0	31,5	14	19
A560531-06-08	3/8" - 19	3/4" - 16	29,0	36,5	19	24
A560531-08-10	1/2" - 14	7/8" - 14	33,0	43,0	22	27
A560531-12-12	3/4" - 14	1.1/16" - 12	38,0	49,0	27	32
A560531-16-16	1" - 11	1.5/16" - 12	45,0	52,0	35	38
A560531-20-20	1.1/4" - 11	1.5/8" - 12	52,0	57,0	41	50

BSP ADAPTORS

A580705

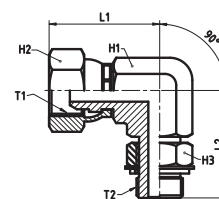
90° ELBOW ADAPTOR BSP MALE TAPERED (ISO 7)
 BSP FEMALE 60° CONE (ISO 228)
 ADAPTADOR CODO 90° BSP MACHO CÓNICO (ISO 7)
 BSP HEMBRA ASIENTO A 60° (ISO 228)



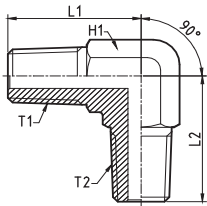
PART. REF.	THREADS		DIMENSIONS mm			
	T ₁ (BSPT)	T ₂ (BSPP)	L ₁	L ₂	H ₁	H ₂
A580705-04-04	1/4" - 19	1/4" - 19	27,0	28,0	14	19
A580705-06-06	3/8" - 19	3/8" - 19	31,0	31,0	19	22
A580705-08-08	1/2" - 14	1/2" - 14	37,0	37,0	22	27
A580705-12-12	3/4" - 14	3/4" - 14	40,5	45,0	27	32
A580705-16-16	1" - 11	1" - 11	48,0	52,0	35	41
A580705-20-20	1.1/4" - 11	1.1/4" - 11	57,0	62,0	41	50
A580705-24-24	1.1/2" - 11	1.1/2" - 11	65,0	73,0	50	55

A580905

90° ELBOW ADJUSTABLE ADAPTOR BSP MALE OR BOSS (ISO 1179)
 BSP FEMALE 60° CONE (ISO 228)
 ADAPTADOR AJUSTABLE CODO 90° BSP O BOSS MACHO (ISO 1179)
 BSP HEMBRA ASIENTO A 60° (ISO 228)



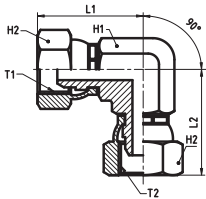
PART. REF.	THREADS		DIMENSIONS mm				
	T ₁ (BSPP)	T ₂ (BSPP)	L ₁	L ₂	H ₁	H ₂	H ₃
A580905-04-04	1/4" - 19	1/4" - 19	28,0	32,0	14	19	19
A580905-06-06	3/8" - 19	3/8" - 19	31,0	37,0	19	22	22
A580905-08-08	1/2" - 14	1/2" - 14	37,0	43,0	22	27	27
A580905-12-12	3/4" - 14	3/4" - 14	45,0	49,0	27	32	32
A580905-16-16	1" - 11	1" - 11	52,0	52,0	35	41	41
A580905-20-20	1.1/4" - 11	1.1/4" - 11	59,5	57,0	41	50	50
A580905-24-24	1.1/2" - 11	1.1/2" - 11	67,0	65,0	50	55	55



A560707

90° ELBOW ADAPTOR BSP MALE TAPERED (ISO 7)
ADAPTADOR CODO 90° BSP MACHO CÓNICO (ISO 7)

PART. REF.	THREADS		DIMENSIONS mm		
	T ₁ (BSPT)	T ₂ (BSPT)	L ₁	L ₂	H ₁
A560707-02-02	1/8" - 28	1/8" - 28	21,0	21,0	12
A560707-04-04	1/4" - 19	1/4" - 19	25,0	25,0	14
A560707-06-06	3/8" - 19	3/8" - 19	31,0	31,0	19
A560707-08-08	1/2" - 14	1/2" - 14	35,0	35,0	22
A560707-12-12	3/4" - 14	3/4" - 14	41,0	41,0	27
A560707-16-16	1" - 11	1" - 11	48,0	48,0	35
A560707-20-20	1.1/4" - 11	1.1/4" - 11	55,0	55,0	41
A560707-24-24	1.1/2" - 11	1.1/2" - 11	60,0	60,0	50
A560707-32-32	2" - 11	2" - 11	74,0	74,0	65



A570505

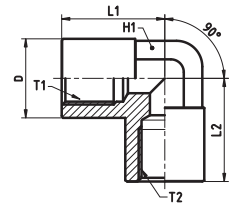
90° ELBOW ADAPTOR BSP FEMALE 60° CONE (ISO 228)
ADAPTADOR CODO 90° BSP HEMBRA ASIENTO A 60° (ISO 228)

PART. REF.	THREADS		DIMENSIONS mm			
	T ₁ (BSPP)	T ₂ (BSPP)	L ₁	L ₂	H ₁	H ₂
A570505-04-04	1/4" - 19	1/4" - 19	28,0	28,0	14	19
A570505-06-06	3/8" - 19	3/8" - 19	31,0	31,0	19	22
A570505-08-08	1/2" - 14	1/2" - 14	37,0	37,0	24	27
A570505-12-12	3/4" - 14	3/4" - 14	45,0	45,0	27	32
A570505-16-16	1" - 11	1" - 11	54,0	54,0	35	41
A570505-20-20	1.1/4" - 11	1.1/4" - 11	59,5	59,5	41	50
A570505-24-24	1.1/2" - 11	1.1/2" - 11	67,0	67,0	50	55

BSP ADAPTORS

A570404

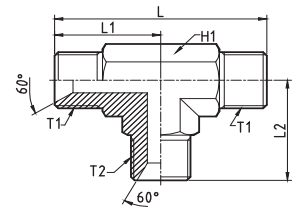
90° ELBOW ADAPTOR BSP FIXED FEMALE
ADAPTADOR CODO 90° BSP HEMBRA FIJO



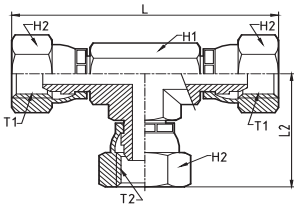
PART. REF.	THREADS		DIMENSIONS mm			
	T ₁ (BSPP)	T ₂ (BSPP)	L ₁	L ₂	D	H ₁
A570404-02-02	1/8" - 28	1/8" - 28	22,5	22,5	19	17
A570404-04-04	1/4" - 19	1/4" - 19	22,5	22,5	24,0	21
A570404-06-06	3/8" - 19	3/8" - 19	26,0	26,0	28,0	25
A570404-08-08	1/2" - 14	1/2" - 14	28,5	28,5	33,0	30
A570404-12-12	3/4" - 14	3/4" - 14	33,0	33,0	40,0	37
A570404-16-16	1" - 11	1" - 11	38,5	38,5	47,0	43
A570404-20-20	1.1/4" - 11	1.1/4" - 11	46,0	46,0	56,0	52
A570404-24-24	1.1/2" - 11	1.1/2" - 11	49,0	49,0	63,0	59

A700505

UNION TEE BSP MALE 60° CONE SEAT (ISO 228)
TE UNION BSP MACHO ASIEN TO A 60° (ISO 228)



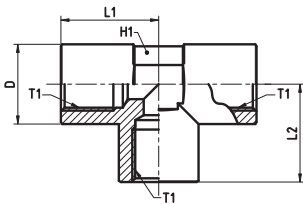
PART. REF.	THREADS		DIMENSIONS mm			
	T ₁ (BSPP)	T ₂ (BSPP)	L	L ₁	L ₂	H ₁
A700505-04-04	1/4" - 19	1/4" - 19	50,0	25,0	25,0	14
A700505-06-06	3/8" - 19	3/8" - 19	58,0	29,0	29,0	19
A700505-08-08	1/2" - 14	1/2" - 14	66,0	33,0	33,0	22
A700505-12-12	3/4" - 14	3/4" - 14	76,0	38,0	38,0	27
A700505-16-16	1" - 11	1" - 11	90,0	45,0	45,0	36
A700505-20-20	1.1/4" - 11	1.1/4" - 11	104,0	52,0	52,0	41
A700505-24-24	1.1/2" - 11	1.1/2" - 11	118,0	59,0	59,0	50



A730505

UNION TEE BSP FEMALE 60° CONE (ISO 228)
TE BSP HEMBRA ASIENTO A 60° (ISO 228)

PART. REF.	THREADS		DIMENSIONS mm			
	T ₁ (BSPP)	T ₂ (BSPP)	L	L ₂	H ₁	H ₂
A730505-04-04	1/4" - 19	1/4" - 19	56,0	28,0	14	19
A730505-06-06	3/8" - 19	3/8" - 19	62,0	31,0	19	22
A730505-08-08	1/2" - 14	1/2" - 14	74,0	37,0	22	27
A730505-12-12	3/4" - 14	3/4" - 14	90,0	45,0	27	32
A730505-16-16	1" - 11	1" - 11	108,0	54,0	35	41
A730505-20-20	1.1/4" - 11	1.1/4" - 11	124,0	62,0	41	50
A730505-24-24	1.1/2" - 11	1.1/2" - 11	146,0	73,0	50	55



A730404

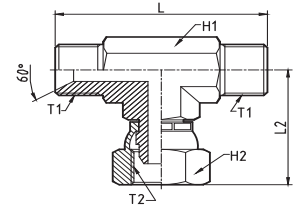
UNION TEE BSP FIXED FEMALE
TE BSP HEMBRA FIJA

PART. REF.	THREADS	DIMENSIONS mm			
	T ₁ (BSPP)	L ₁	L ₂	D	H ₁
A730404-02-02	1/8" - 28	22,0	22,0	16,0	17
A730404-04-04	1/4" - 19	22,0	22,0	24,0	19
A730404-06-06	3/8" - 19	25,0	25,0	27,0	24
A730404-08-08	1/2" - 14	28,5	28,5	33,0	30
A730404-12-12	3/4" - 14	32,5	32,5	39,0	36
A730404-16-16	1" - 11	36,5	36,5	47,0	43
A730404-20-20	1.1/4" - 11	44,0	44,0	56,0	52
A730404-24-24	1.1/2" - 11	49,0	49,0	63,0	58

BSP ADAPTORS

A710505

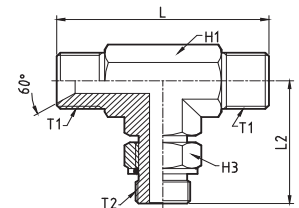
**BRANCH TEE BSP MALE 60° CONE SEAT
BSP FEMALE 60° CONE (ISO 228)
TE MACHO ASIEN TO A 60°
BSP HEMBRA 60° CONO (ISO 228)**



PART. REF.	THREADS		DIMENSIONS mm			
	T ₁ (BSPP)	T ₂ (BSPP)	L	L ₂	H ₁	H ₂
A710505-04-04	1/4" - 19	1/4" - 19	50,0	28,0	14	19
A710505-06-06	3/8" - 19	3/8" - 19	58,0	31,0	19	22
A710505-08-08	1/2" - 14	1/2" - 14	66,0	37,0	22	27
A710505-12-12	3/4" - 14	3/4" - 14	76,0	45,0	27	32
A710505-16-16	1" - 11	1" - 11	90,0	54,0	36	41
A710505-20-20	1.1/4" - 11	1.1/4" - 11	104,0	62,0	41	50
A710505-24-24	1.1/2" - 11	1.1/2" - 11	118,0	73,0	50	55

A780509

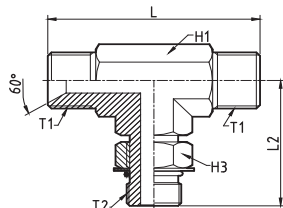
**BRANCH TEE ADJUSTABLE BSP MALE 60° CONE SEAT (ISO 228)
BSP MALE O-RING BOSS TYPE (ISO 1179-3)
TE AJUSTABLE BSP MACHO ASIEN TO A 60° (ISO 228)
BSP MACHO TIPO O-RING BOSS (ISO 1179-3)**



PART. REF.	THREADS		DIMENSIONS mm			
	T ₁ (BSPP)	T ₂ (BSPP)	L	L ₂	H ₁	H ₃
A780509-04-04	1/4" - 19	1/4" - 19	50,0	31,5	14	19
A780509-06-06	3/8" - 19	3/8" - 19	58,0	36,5	19	22
A780509-08-08	1/2" - 14	1/2" - 14	66,0	43,0	22	27
A780509-12-12	3/4" - 14	3/4" - 14	76,0	49,0	27	32
A780509-16-16	1" - 11	1" - 11	90,0	52,0	36	41
A780509-20-20	1.1/4" - 11	1.1/4" - 11	104,0	57,0	41	50
A780509-24-24	1.1/2" - 11	1.1/2" - 11	118,0	64,0	50	55

A780531

BRANCH TEE ADJUSTABLE BSP MALE 60° CONE SEAT (ISO 228)
 SAE MALE O-RING BOSS TYPE (SAE J1926)
 TE AJUSTABLE BSP MACHO ASIEN TO A 60° (ISO 228)
 SAE MACHO TIPO O-RING BOSS (SAE J1926)

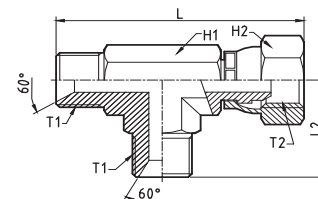


PART. REF.	THREADS		DIMENSIONS mm			
	T ₁ (BSPP)	T ₂ (UNF)	L	L ₂	H ₁	H ₃
A780531-04-04	1/4" - 19	7/16" - 20	50,0	26,0	14	16
A780531-06-06	3/8" - 19	9/16" - 18	58,0	34,5	19	19
A780531-08-08	1/2" - 14	3/4" - 16	66,0	39,5	22	24
A780531-08-10	1/2" - 14	7/8" - 14	66,0	43,0	22	27
A780531-12-10	3/4" - 14	7/8" - 14	76,0	45,5	27	27
A780531-12-12	3/4" - 14	1.1/16" - 12	76,0	49,0	27	32
A780531-16-16	1" - 11	1.5/16" - 12	90,0	52,0	36	38
A780531-20-20	1.1/4" - 11	1.5/8" - 12	104,0	57,0	41	50
A780531-24-24	1.1/2" - 11	1.7/8" - 12	118,0	64,0	50	55

BSP ADAPTORS

A720505

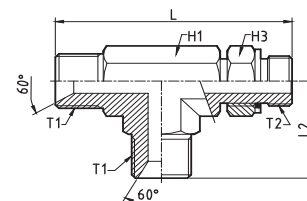
RUN TEE BSP MALE 60° CONE SEAT
 BSP FEMALE 60° CONE (ISO 228)
 TE BSP MACHO ASIEN TO A 60°
 BSP HEMBRA ASIEN TO A 60° (ISO 228)



PART. REF.	THREADS		DIMENSIONS mm			
	T ₁ (BSPP)	T ₂ (BSPP)	L	L ₂	H ₁	H ₂
A720505-04-04	1/4" - 19	1/4" - 19	53,0	25,0	14	19
A720505-06-06	3/8" - 19	3/8" - 19	60,0	29,0	19	22
A720505-08-08	1/2" - 14	1/2" - 14	70,0	33,0	22	27
A720505-12-12	3/4" - 14	3/4" - 14	83,0	38,0	27	32
A720505-16-16	1" - 11	1" - 11	99,0	45,0	36	41
A720505-20-20	1.1/4" - 11	1.1/4" - 11	114,0	52,0	41	50
A720505-24-24	1.1/2" - 11	1.1/2" - 11	132,0	59,0	50	55

A760509

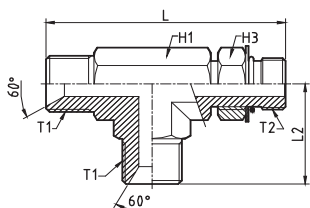
RUN TEE ADJUSTABLE BSP MALE 60° CONE SEAT (ISO 228)
 BSP MALE O-RING BOSS TYPE (ISO 1179-3)
 TE AJUSTABLE BSP MACHO ASIEN TO A 60° (ISO 228)
 BSP MACHO TIPO O-RING BOSS (ISO 1179-3)



PART. REF.	THREADS		DIMENSIONS mm			
	T ₁ (BSPP)	T ₂ (BSPP)	L	L ₂	H ₁	H ₃
A760509-04-04	1/4" - 19	1/4" - 19	56,5	25,0	14	19
A760509-06-06	3/8" - 19	3/8" - 19	65,5	29,0	19	22
A760509-08-08	1/2" - 14	1/2" - 14	76,0	33,0	22	27
A760509-12-12	3/4" - 14	3/4" - 14	87,0	38,0	27	32
A760509-16-16	1" - 11	1" - 11	97,0	45,0	36	41
A760509-20-20	1.1/4" - 11	1.1/4" - 11	109,0	52,0	41	50
A760509-24-24	1.1/2" - 11	1.1/2" - 11	123,0	59,0	50	55

A760531

RUN TEE ADJUSTABLE BSP MALE 60° CONE SEAT (ISO 228)
 SAE MALE O-RING BOSS TYPE (SAE J1926)
 TE AJUSTABLE BSP MACHO ASIEN TO A 60° (ISO 228)
 MACHO SAE TIPO O-RING BOSS (SAE J1926)



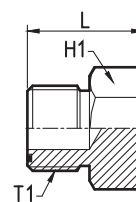
PART. REF.	THREADS	DIMENSIONS mm
------------	---------	------------------

	T ₁ (BSPP)	T ₂ (UNF)	L	L ₂	H ₁	H ₃
A760531-04-04	1/4" - 19	7/16" - 20	51,0	25,0	14	16
A760531-06-06	3/8" - 19	9/16" - 18	63,5	29,0	19	19
A760531-08-08	1/2" - 14	3/4" - 16	72,5	33,0	22	24
A760531-08-10	1/2" - 14	7/8" - 14	76,0	33,0	22	27
A760531-12-10	3/4" - 14	7/8" - 14	83,5	38,0	27	27
A760531-12-12	3/4" - 14	1.1/16" - 12	87,0	38,0	27	32
A760531-16-16	1" - 11	1.5/16" - 12	97,0	45,0	36	38
A760531-20-20	1.1/4" - 11	1.5/8" - 12	109,0	52,0	41	50
A760531-24-24	1.1/2" - 11	1.7/8" - 12	123,0	59,0	50	55

ORFS ADAPTORS

A402400

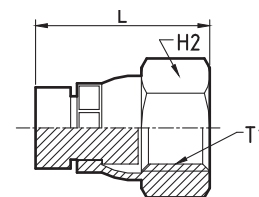
MALE PLUG ORFS (SAE J1453)
TAPON MACHO ORFS (SAE J1453)



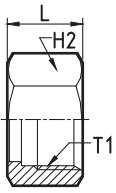
PART. REF.	THREADS	DIMENSIONS mm	
	T₁ (UNF/S-UN)	L	H₁
A402400-04	9/16" - 18	16,5	16
A402400-06	11/16" - 16	19,5	19
A402400-08	13/16" - 16	21,0	22
A402400-10	1" - 14	23,5	27
A402400-12	1.3/16" - 12	29,0	32
A402400-16	1.7/16" - 12	31,5	38
A402400-20	1.11/16" - 12	31,5	46
A402400-24	2" - 12	31,5	55

A412400

FEMALE PLUG ORFS (SAE J1453)
TAPON HEMBRA ORFS (SAE J1453)



PART. REF.	THREADS	DIMENSIONS mm	
	T₁ (UNF/S-UN)	L	H₂
A412400-04	9/16" - 18	23,0	19
A412400-06	11/16" - 16	28,0	22
A412400-08	13/16" - 16	31,0	24
A412400-10	1" - 14	36,0	30
A412400-12	1.3/16" - 12	39,0	36
A412400-16	1.7/16" - 12	43,0	41
A412400-20	1.11/16" - 12	44,0	50
A412400-24	2" - 12	48,0	60

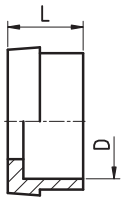


A432400

NUT ORFS (SAE J1453)

TUERCA ORFS (SAE J1453)

PART. REF.	O.D. PIPE mm	THREADS	DIMENSIONS mm	
		T ₁ (UNF/S-UN)	L	H ₂
A432400-06-04	6	9/16" - 18	14,5	17
A432400-10-06	10	11/16" - 16	17,0	22
A432400-12-08	12	13/16" - 16	21,0	24
A432400-16-10	16	1" - 14	23,5	30
A432400-20-12	20	1.3/16" - 12	26,0	36
A432400-25-16	25	1.7/16" - 12	27,0	41
A432400-30-20	30	1.11/16" - 12	28,0	50,
A432400-38-24	38	2" - 12	28,0	60



A422400

SLEEVE ORFS (SAE J1453)

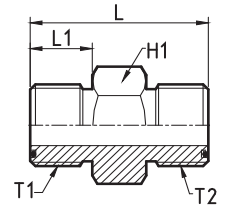
FÉRULA ORFS (SAE J1453)

PART. REF.	O.D. PIPE mm	THREADS	DIMENSIONS mm	
	D	T ₁ (UNF/S-UN)	L	
A422400-06-04	6	9/16" - 18	9,5	
A422400-10-06	10	11/16" - 16	9,5	
A422400-12-08	12	13/16" - 16	9,5	
A422400-16-10	16	1" - 14	10,5	
A422400-20-12	20	1.3/16" - 12	14,0	
A422400-25-16	25	1.7/16" - 12	15,5	
A422400-30-20	30	1.11/16" - 12	15,5	
A422400-38-24	35	2" - 12	15,5	

ORFS ADAPTORS

A502424

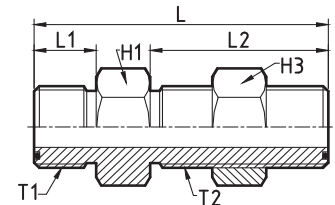
STRAIGHT ADAPTOR ORFS MALE (SAE J1453)
ADAPTADOR RECTO ORFS MACHO (SAE J1453)



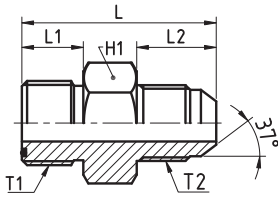
PART. REF.	THREADS		DIMENSIONS mm		
	T ₁ (UNF/S-UN)	T ₂ (UNF/S-UN)	L	L ₁	H ₁
A502424-04-04	9/16" - 18	9/16" - 18	27,5	10,0	16
A502424-06-06	11/16" - 16	11/16" - 16	31,0	11,0	19
A502424-08-08	13/16" - 16	13/16" - 16	35,5	13,0	22
A502424-10-10	1" - 14	1" - 14	42,5	15,5	27
A502424-12-12	1.3/16" - 12	1.3/16" - 12	47,0	17,0	32
A502424-16-16	1.7/16" - 12	1.7/16" - 12	49,5	17,5	38
A502424-20-20	1.11/16" - 12	1.11/16" - 12	51,5	17,5	46
A502424-24-24	2" - 12	2" - 12	53,0	17,5	55

A502427

STRAIGHT BULKHEAD ADAPTOR ORFS MALE (SAE J1453)
ADAPTADOR RECTO DOBLE TUERCA ORFS MACHO (SAE J1453)



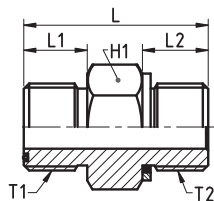
PART. REF.	THREADS		DIMENSIONS mm				
	T ₁ (UNF/S-UN)	T ₂ (UNF/S-UN)	L	L ₁	L ₂	H ₁	H ₃
A502427-04-04	9/16" - 18	9/16" - 18	48,5	10,0	31,5	22	22
A502427-06-06	11/16" - 16	11/16" - 16	54,0	11,0	34,0	27	27
A502427-08-08	13/16" - 16	13/16" - 16	58,5	13,0	36,5	30	30
A502427-10-10	1" - 14	1" - 14	66,5	15,5	40,5	32	32
A502427-12-12	1.3/16" - 12	1.3/16" - 12	69,0	17,0	41,5	38	38
A502427-16-16	1.7/16" - 12	1.7/16" - 12	70,0	17,5	42,0	46	46
A502427-20-20	1.11/16" - 12	1.11/16" - 12	70,0	17,5	42,0	50	50
A502427-24-24	2" - 12	2" - 12	70,0	17,5	42,0	60	60



A502425

STRAIGHT ADAPTOR ORFS MALE (SAE J1453)
 JIC MALE 74° CONE (SAE J514)
 ADAPTADOR RECTO ORFS MACHO (SAE J1453)
 JIC MACHO ASIENTO A 74° (SAE J514)

PART. REF.	THREADS		DIMENSIONS mm			
	T ₁ (UNF/S-UN)	T ₂ (UNF)	L	L ₁	L ₂	H ₁
A502425-04-04	9/16" - 18	7/16" - 20	32,5	10,0	15,0	17
A502425-06-06	11/16" - 16	9/16" - 18	35,5	11,0	16,0	19
A502425-08-08	13/16" - 16	3/4" - 16	40,5	13,0	18,0	22
A502425-10-10	1" - 14	7/8" - 14	47,0	15,5	21,0	27
A502425-12-12	1.3/16" - 12	1.1/16" - 12	52,5	17,0	24,0	32
A502425-16-16	1.7/16" - 12	1.5/16" - 12	56,0	17,5	25,0	41
A502425-20-20	1.11/16" - 12	1.5/8" - 12	60,0	17,5	28,0	46



A502403

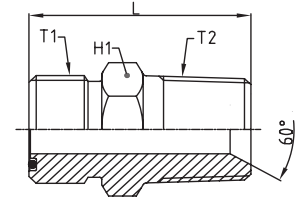
STRAIGHT ADAPTOR ORFS MALE (SAE J1453)
 BSP OR BOSS MALE (ISO 1179)
 ADAPTADOR RECTO ORFS MACHO (SAE J1453)
 BSP O BOSS MACHO (ISO 1179)

PART. REF.	THREADS		DIMENSIONS mm			
	T ₁ (UNF/S-UN)	T ₂ (BSPP)	L	L ₁	L ₂	H ₁
A502403-04-04	9/16" - 18	1/4" - 19	30,0	10,0	12,0	19
A502403-04-06	9/16" - 18	3/8" - 19	31,0	10,0	12,0	22
A502403-06-04	11/16" - 16	1/4" - 19	32,5	11,0	12,0	19
A502403-06-06	11/16" - 16	3/8" - 19	32,5	11,0	12,0	22
A502403-06-08	11/16" - 16	1/2" - 14	35,5	11,0	14,0	27
A502403-08-06	13/16" - 16	3/8" - 19	34,5	13,0	12,0	22
A502403-08-08	13/16" - 16	1/2" - 14	37,0	13,0	14,0	27
A502403-08-12	13/16" - 16	3/4" - 14	41,0	13,0	16,0	32
A502403-10-08	1" - 14	1/2" - 14	39,5	15,5	14,0	27
A502403-10-12	1" - 14	3/4" - 14	43,5	15,5	16,0	32
A502403-12-12	1.3/16" - 12	3/4" - 14	45,0	17,0	16,0	32
A502403-12-16	1.3/16" - 12	1" - 11	49,0	17,0	18,0	41
A502403-16-16	1.7/16" - 12	1" - 11	50,0	17,5	18,0	41
A502403-16-20	1.7/16" - 12	1.1/4" - 11	54,0	17,5	20,0	50

ORFS ADAPTORS

A502428 **NEW**

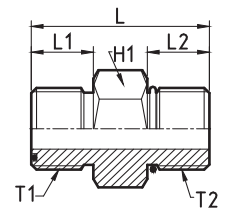
STRAIGHT ADAPTOR ORFS MALE (SAE J1453)
 NPTF MALE 60° CONE SEAT (SAE J514)
 ADAPTADOR MACHO RECTO ORFS (SAE J1453)
 MACHO NPTF 60° (SAE J514)



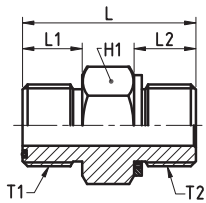
PART. REF.	THREADS		DIMENSIONS mm			
	T1 (UNF/S-UN)	T2 (NPTF)	L	H1		
A502428-04-04	9/16"-18	1/4"-18	32,0	16		
A502428-04-06	9/16"-18	3/8"-18	32,0	19		
A502428-06-04	11/16"-16	1/4"-18	34,0	19		
A502428-06-06	11/16"-16	3/8"-18	34,0	19		
A502428-06-08	11/16"-16	1/2"-14	39,4	24		
A502428-08-06	13/16"-16	3/8"-18	36,8	22		
A502428-08-08	13/16"-16	1/2"-14	41,7	22		
A502428-10-08	1"-14	1/2"-14	46,2	27		
A502428-12-12	1.3/16"-12	3/4"-14	49,3	32		
A502428-16-16	1.7/16"-12	1"-11,5	55,6	38		
A502428-20-20	1.11/16"-12	1.1/4"-11,5	58,4	46		

A502430

STRAIGHT ADAPTOR ORFS MALE (SAE J1453)
 SAE MALE O-RING BOSS TYPE (SAE J1926)
 ADAPTADOR RECTO ORFS MACHO (SAE J1453)
 SAE MACHO TIPO O-RING BOSS (SAE J1926)



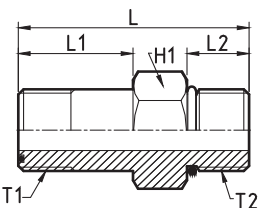
PART. REF.	THREADS		DIMENSIONS mm			
	T1 (UNF/S-UN)	T2 (UNF)	L	L1	L2	H1
A502430-04-04	9/16" - 18	7/16" - 20	28,5	10,0	9,5	16
A502430-06-06	11/16" - 16	9/16" - 18	32,0	11,0	10,0	19
A502430-08-08	13/16" - 16	3/4" - 16	36,5	13,0	11,5	22
A502430-10-10	1" - 14	7/8" - 14	43,0	15,5	13,0	27
A502430-12-12	1.3/16" - 12	1.1/16" - 12	48,5	17,0	15,5	32
A502430-16-16	1.7/16" - 12	1.5/16" - 12	50,5	17,5	15,5	38
A502430-20-20	1.11/16" - 12	1.5/8" - 12	52,5	17,5	15,5	50
A502430-24-24	2" - 12	1.7/8" - 12	54,0	17,5	15,5	55



A502419

**STRAIGHT ADAPTOR ORFS MALE (SAE J1453)
METRIC MALE (ISO 6149)**
ADAPTADOR RECTO ORFS MACHO (SAE J1453)
METRICO MACHO (ISO 6149)

PART. REF.	THREADS	DIMENSIONS mm				
	T ₁ (UNF/S-UN)	T ₂ (METRIC)	L	L ₁	L ₂	H ₁
A502419-04-10	9/16" - 18	10 x 1	26,0	10,0	9,0	17
A502419-04-12	9/16" - 18	12 x 1,5	28,0	10,0	11,0	17
A502419-06-14	11/16" - 16	14 x 1,5	31,0	11,0	11,0	19
A502419-06-16	11/16" - 16	16 x 1,5	33,0	11,0	12,5	22
A502419-08-18	13/16" - 16	18 x 1,5	36,0	13,0	14,0	24
A502419-08-22	13/16" - 16	22 x 1,5	38,0	13,0	15,0	27
A502419-10-22	1" - 14	22 x 1,5	40,5	15,5	15,0	27
A502419-10-27	1" - 14	27 x 2	46,0	15,5	18,5	32
A502419-12-27	1.3/16" - 12	27 x 2	47,5	17,0	18,5	32
A502419-12-33	1.3/16" - 12	33 x 2	49,0	17,0	18,5	41
A502419-16-33	1.7/16" - 12	33 x 2	50,0	17,5	18,5	41
A502419-16-42	1.7/16" - 12	42 x 2	52,0	17,5	19,0	50
A502419-20-42	1.11/16" - 12	42 x 2	52,0	17,5	19,0	50
A502419-20-48	1.11/16" - 12	48 x 2	56,0	17,5	22,0	55



A502930

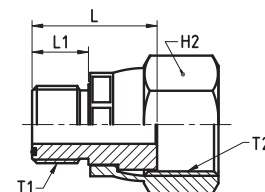
**STRAIGHT ADAPTOR LONG ORFS MALE (SAE J1453)
SAE MALE O-RING BOSS TYPE (SAE J1926)**
ADAPTADOR RECTO LARGO ORFS MACHO (SAE J1453)
SAE MACHO TIPO O-RING BOSS (SAE J1926)

PART. REF.	THREADS	DIMENSIONS mm				
	T ₁ (UNF/S-UN)	T ₂ (UNF)	L	L ₁	L ₂	H ₁
A502930-04-04	9/16" - 18	7/16" - 20	52,5	34,0	9,5	16
A502930-06-06	11/16" - 16	9/16" - 18	57,5	37,0	10,0	19
A502930-08-08	13/16" - 16	3/4" - 16	68,0	44,5	11,5	22
A502930-10-10	1" - 14	7/8" - 14	79,0	52,5	13,0	27
A502930-12-12	1.3/16" - 12	1.1/16" - 12	95,5	64,0	15,5	32
A502930-16-16	1.7/16" - 12	1.5/16" - 12	105,0	73,0	15,5	38
A502930-20-20	1.11/16" - 12	1.5/8" - 12	121,0	86,5	15,5	46
A502930-24-24	2" - 12	1.7/8" - 12	133,5	97,0	15,5	55

ORFS ADAPTORS

A522424

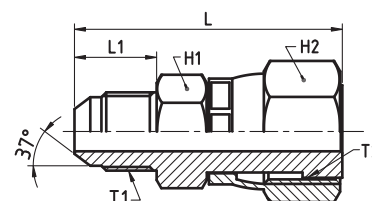
STRAIGHT ADAPTOR ORFS MALE ORFS SWIVEL FEMALE (SAE J1453)
ADAPTADOR RECTO ORFS MACHO ORFS HEMBRA GIRATORIO (SAE J1453)



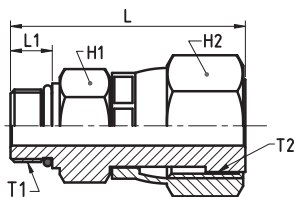
PART. REF.	THREADS		DIMENSIONS mm		
	T ₁ (UNF/S-UN)	T ₂ (UNF/S-UN)	L	L ₁	H ₂
A522424-04-06	9/16" - 18	11/16" - 16	20,0	10,0	22
A522424-04-08	9/16" - 18	13/16" - 16	22,0	10,0	24
A522424-06-08	11/16" - 16	13/16" - 16	23,0	11,0	24
A522424-06-10	11/16" - 16	1" - 14	24,0	11,0	30
A522424-08-10	13/16" - 16	1" - 14	25,5	13,0	30
A522424-08-12	13/16" - 16	1.3/16" - 12	27,5	13,0	36
A522424-10-12	1" - 14	1.3/16" - 12	29,5	15,5	36
A522424-10-16	1" - 14	1.7/16" - 12	32,0	15,5	41
A522424-12-16	1.3/16" - 12	1.7/16" - 12	33,0	17,0	41
A522424-12-20	1.3/16" - 12	1.11/16" - 12	33,5	17,0	50
A522424-16-20	1.7/16" - 12	1.11/16" - 12	34,0	17,5	50
A522424-20-24	1.11/16" - 12	2" - 12	34,0	17,5	60

A522524

STRAIGHT ADAPTOR JIC MALE 74° CONE (SAE J514)
ORFS FEMALE (SAE J1453)
ADAPTADOR RECTO JIC MACHO ASIEN TO A 74° (SAE J514)
ORFS HEMBRA (SAE J1453)



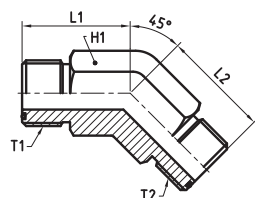
PART. REF.	THREADS		DIMENSIONS mm			
	T ₁ (UNF)	T ₂ (UNF/S-UN)	L	L ₁	H ₁	H ₂
A522524-04-04	7/16" - 20	9/16" - 18	39,0	15,0	17	19
A522524-06-06	9/16" - 18	11/16" - 16	43,0	16,0	22	22
A522524-08-08	3/4" - 16	13/16" - 16	48,5	18,0	24	24
A522524-10-10	7/8" - 14	1" - 14	57,0	21,0	30	30
A522524-12-12	1.1/16" - 12	1.3/16" - 12	63,0	24,0	36	36
A522524-16-16	1.5/16" - 12	1.7/16" - 12	67,0	25,0	41	41
A522524-20-20	1.5/8" - 12	1.11/16" - 12	73,0	28,0	50	50



A523024

STRAIGHT ADAPTOR SAE OR BOSS MALE (SAE J1926)
ORFS FEMALE (SAE J1453)
ADAPTADOR RECTO SAE O BOSS MACHO (SAE J1926)
ORFS HEMBRA (SAE J1453)

PART. REF.	THREADS		DIMENSIONS mm			
	T ₁ (UNF)	T ₂ (UNF/S-UN)	L	L ₁	H ₁	H ₂
A523024-04-04	7/16" - 20	9/16" - 18	33,0	9,5	17	19
A523024-06-06	9/16" - 18	11/16" - 16	36,0	10,0	19	22
A523024-08-08	3/4" - 16	13/16" - 16	41,0	11,5	22	24
A523024-10-10	7/8" - 14	1" - 14	47,5	13,0	27	30
A523024-12-12	1.1/16" - 12	1.3/16" - 12	54,0	15,5	32	36
A523024-16-16	1.5/16" - 12	1.7/16" - 12	56,0	15,5	41	41
A523024-20-20	1.5/8" - 12	1.11/16" - 12	60,0	15,5	46	50



A532424

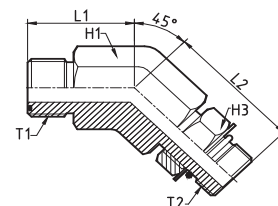
45° ELBOW ADAPTOR ORFS MALE (SAE J1453)
ADAPTADOR CODO 45° ORFS MACHO (SAE J1453)

PART. REF.	THREADS		DIMENSIONS mm		
	T ₁ (UNF/S-UN)	T ₂ (UNF/S-UN)	L ₁	L ₂	H ₁
A532424-04-04	9/16" - 18	9/16" - 18	16,0	16,0	14
A532424-06-06	11/16" - 16	11/16" - 16	20,0	20,0	19
A532424-08-08	13/16" - 16	13/16" - 16	22,0	22,0	19
A532424-10-10	1" - 14	1" - 14	26,0	26,0	27
A532424-12-12	1.3/16" - 12	1.3/16" - 12	31,0	31,0	35
A532424-16-16	1.7/16" - 12	1.7/16" - 12	34,0	34,0	44
A532424-20-20	1.11/16" - 12	1.11/16" - 12	34,0	34,0	44

ORFS ADAPTORS

A532431

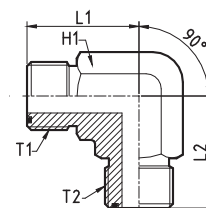
45° ELBOW ADJUSTABLE ADAPTOR ORFS MALE (SAE J1453)
 SAE MALE O-RING BOSS TYPE (SAE J1926)
 ADAPTADOR AJUSTABLE CODO 45° ORFS MACHO (SAE J1453)
 MACHO SAE TIPO O-RING BOSS (SAE J1926)



PART. REF.	THREADS		DIMENSIONS mm			
	T ₁ (UNF/S-UN)	T ₂ (UNF)	L ₁	L ₂	H ₁	H ₃
A532431-04-04	9/16" - 18	7/16" - 20	16,0	26,5	14	16
A532431-06-06	11/16" - 16	9/16" - 18	19,0	33,0	19	19
A532431-08-08	13/16" - 16	3/4" - 16	20,5	36,5	19	24
A532431-10-10	1" - 14	7/8" - 14	23,5	43,0	27	27
A532431-12-12	1.3/16" - 12	1.1/16" - 12	29,0	46,0	35	32
A532431-16-16	1.7/16" - 12	1.5/16" - 12	30,0	47,0	35	38
A532431-20-20	1.11/16" - 12	1.5/8" - 12	32,0	48,5	44	50

A562424

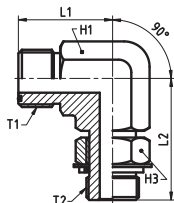
90° ELBOW ADAPTOR ORFS MALE (SAE J1453)
 ADAPTADOR CODO 90° ORFS MACHO (SAE J1453)



PART. REF.	THREADS		DIMENSIONS mm		
	T ₁ (UNF/S-UN)	T ₂ (UNF/S-UN)	L ₁	L ₂	H ₁
A562424-04-04	9/16" - 18	9/16" - 18	21,5	21,5	14
A562424-06-06	11/16" - 16	11/16" - 16	25,0	25,0	19
A562424-08-08	13/16" - 16	13/16" - 16	28,0	28,0	19
A562424-10-10	1" - 14	1" - 14	33,5	33,5	27
A562424-12-12	1.3/16" - 12	1.3/16" - 12	37,5	37,5	30
A562424-16-16	1.7/16" - 12	1.7/16" - 12	41,5	41,5	36
A562424-20-20	1.11/16" - 12	1.11/16" - 12	44,5	44,5	41
A562424-24-24	2" - 12	2" - 12	49,0	49,0	50

A562409

90° ELBOW ADJUSTABLE ADAPTOR ORFS MALE (SAE J1453)
 BSP OR BOSS MALE (ISO 1179)
 ADAPTADOR AJUSTABLE CODO 90° ORFS MACHO (SAE J1453)
 BSP O BOSS MACHO (ISO 1179)

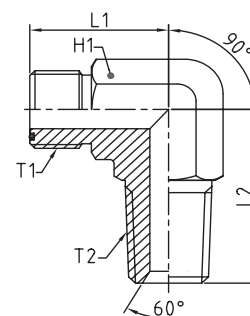


PART. REF.	THREADS		DIMENSIONS mm			
	T ₁ (UNF/S-UN)	T ₂ (BSPP)	L ₁	L ₂	H ₁	H ₃
A562409-04-04	9/16" - 18	1/4" - 19	21,5	32,0	14	19
A562409-04-06	9/16" - 18	3/8" - 19	23,5	36,5	19	22
A562409-06-04	11/16" - 16	1/4" - 19	25,0	32,0	19	19
A562409-06-06	11/16" - 16	3/8" - 19	25,0	36,5	19	22,
A562409-06-08	11/16" - 16	1/2" - 14	27,0	43,0	22	27
A562409-08-06	13/16" - 16	3/8" - 19	28,0	36,5	19	22
A562409-08-08	13/16" - 16	1/2" - 14	28,0	43,0	22	27
A562409-08-12	13/16" - 16	3/4" - 14	33,5	48,0	30	32
A562409-10-08	1" - 14	1/2" - 14	33,5	48,0	27	27
A562409-10-12	1" - 14	3/4" - 14	33,5	48,0	27	32
A562409-12-12	1.3/16" - 12	3/4" - 14	37,5	48,0	30	32
A562409-12-16	1.3/16" - 12	1" - 11	38,0	56,0	33	41
A562409-16-16	1.7/16" - 12	1" - 11	41,5	56,0	36	41
A562409-20-20	1.11/16" - 12	1.1/4" - 11	44,5	58,0	41	50

ORFS ADAPTORS

A562428 **NEW**

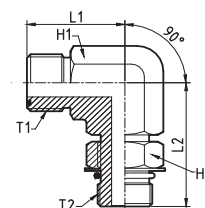
90° ELBOW ADAPTOR ORFS MALE (SAE J1453)
 NPTF MALE 60° CONE SEAT (SAE J514)
 ADAPTADOR CODO 90° MACHO ORFS (SAE J1453)
 MACHO NPTF 60° (SAE J514)



PART. REF.	THREADS		DIMENSIONS mm				
	T1 (UNF/S-UN)	T2 (NPTF)	L1	L2	H1		
A562428-04-04	9/16"-18	1/4"-18	21,6	28,5	14		
A562428-04-06	9/16"-18	3/8"-18	23,4	31,0	19		
A562428-06-04	11/16"-16	1/4"-18	24,9	27,7	19		
A562428-06-06	11/16"-16	3/8"-18	24,9	31,0	19		
A562428-06-08	11/16"-16	1/2"-14	29,2	37,3	22		
A562428-08-06	13/16"-16	3/8"-18	27,9	31,0	19		
A562428-08-08	13/16"-16	1/2"-14	27,9	37,3	22		
A562428-10-08	1"-14	1/2"-14	33,3	37,3	27		
A562428-10-12	1"-14	3/4"-14	33,3	40,4	27		
A562428-12-12	1.3/16"-12	3/4"-14	37,3	40,4	30		
A562428-16-16	1.7/16"-12	1"-11,5	41,7	50,0	36		
A562428-20-20	1.11/16"-12	1.1/4"-11,5	44,7	60,5	41		

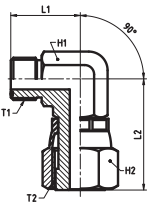
A562431

90° ELBOW ADJUSTABLE ADAPTOR ORFS MALE (SAE J1453)
 SAE MALE O-RING BOSS TYPE (SAE J1926)
 ADAPTADOR AJUSTABLE CODO 90° ORFS MACHO (SAE J1453)
 SAE MACHO TIPO O-RING BOSS (SAE J1926)



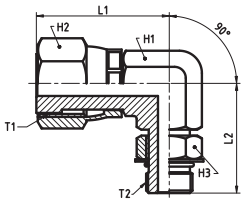
PART. REF.	THREADS		DIMENSIONS mm			
	T1 (UNF/S-UN)	T2 (UNF)	L1	L2	H1	H3
A562431-04-04	9/16" - 18	7/16" - 20	21,5	26,0	14	16
A562431-04-06	9/16" - 18	9/16" - 18	21,5	31,5	14	19
A562431-06-06	11/16" - 16	9/16" - 18	25,0	34,5	19	19
A562431-08-08	13/16" - 16	3/4" - 16	28,0	36,5	19	24
A562431-10-10	1" - 14	7/8" - 14	33,5	45,5	27	27
A562431-12-12	1.3/16" - 12	1.1/16" - 12	37,5	52,0	32	32
A562431-16-16	1.7/16" - 12	1.5/16" - 12	41,5	57,0	36	38
A562431-20-20	1.11/16" - 12	1.5/8" - 12	44,5	57,0	41	50

A582424



90° ELBOW ADAPTOR ORFS MALE-ORFS FEMALE (SAE J1453)
ADAPTADOR CODO 90° ORFS MACHO-ORFS HEMBRA (SAE J1453)

PART. REF.	THREADS		DIMENSIONS mm			
	T ₁ (UNF/S-UN)	T ₂ (UNF/S-UN)	L ₁	L ₂	H ₁	H ₂
A582424-04-04	9/16" - 18	9/16" - 18	21,5	26,5	14	19
A582424-06-06	11/16" - 16	11/16" - 16	25,0	29,0	19	22
A582424-08-08	13/16" - 16	13/16" - 16	28,0	38,0	19	24
A582424-10-10	1" - 14	1" - 14	33,5	41,0	27	30
A582424-12-12	1.3/16" - 12	1.3/16" - 12	37,5	46,5	30	36
A582424-16-16	1.7/16" - 12	1.7/16" - 12	41,5	53,5	35	41
A582424-20-20	1.11/16" - 12	1.11/16" - 12	44,5	58,0	41	50



A583124

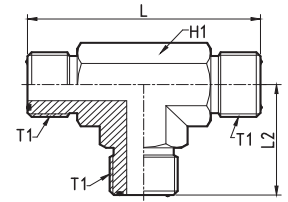
90° ELBOW ADJUSTABLE ADAPTOR ORFS FEMALE (SAE J1453)
SAE OR BOSS MALE (SAE J1926)
ADAPTADOR AJUSTABLE CODO 90° ORFS HEMBRA (SAE J1453)
SAE O BOSS MACHO (SAE J1926)

PART. REF.	THREADS		DIMENSIONS mm				
	T ₁ (UNF/S-UN)	T ₂ (UNF)	L ₁	L ₂	H ₁	H ₂	H ₃
A583124-04-04	9/16" - 18	7/16" - 20	26,5	30,0	14	19	16
A583124-06-06	11/16" - 16	9/16" - 18	29,0	37,0	19	22	19
A583124-08-08	13/16" - 16	3/4" - 16	34,0	40,5	19	24	24
A583124-10-10	1" - 14	7/8" - 14	41,0	47,0	27	30	27
A583124-12-12	1.3/16" - 12	1.1/16" - 12	46,5	52,0	32	36	32
A583124-16-16	1.7/16" - 12	1.5/16" - 12	51,0	57,0	36	41	38
A583124-20-20	1.11/16" - 12	1.5/8" - 12	58,0	62,0	41	50	50

ORFS ADAPTORS

A702424

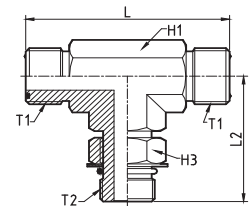
UNION TEE ORFS MALE (SAE J1453)
TE UNION ORFS MACHO (SAE J1453)



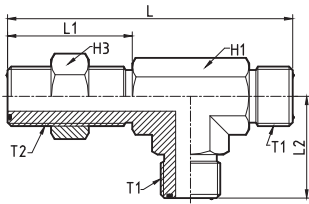
PART. REF.	THREADS	DIMENSIONS mm		
	T ₁ (UNF/S-UN)	L	L ₂	H ₁
A702424-04-04	9/16" - 18	43,0	21,5	14
A702424-06-06	11/16" - 16	50,0	25,0	19
A702424-08-08	13/16" - 16	56,0	28,0	19
A702424-10-10	1" - 14	66,5	33,5	27
A702424-12-12	1.3/16" - 12	75,0	37,5	32
A702424-16-16	1.7/16" - 12	83,5	41,5	36
A702424-20-20	1.11/16" - 12	89,5	44,5	41
A702424-24-24	2" - 12	97,5	48,5	50

A782431

BRANCH TEE ADJUSTABLE ORFS MALE (SAE J1453)
SAE MALE O-RING BOSS TYPE (SAE J1926)
TE AJUSTABLE MACHO ORFS (SAE J1453)
SAE MACHO TIPO O-RING BOSS (SAE J1926)



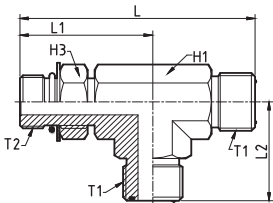
PART. REF.	THREADS		DIMENSIONS mm			
	T ₁ (UNF/S-UN)	T ₂ (UNF)	L	L ₂	H ₁	H ₃
A782431-04-04	9/16" - 18	7/16" - 20	43,0	26,0	14	16
A782431-06-06	11/16" - 16	9/16" - 18	50,0	34,5	19	19
A782431-08-08	13/16" - 16	3/4" - 16	56,0	36,5	19	24
A782431-10-10	1" - 14	7/8" - 14	66,5	45,5	27	27
A782431-12-12	1.3/16" - 12	1.1/16" - 12	75,0	52,0	36	32
A782431-16-16	1.7/16" - 12	1.5/16" - 12	83,5	57,0	36	38
A782431-20-20	1.11/16" - 12	1.5/8" - 12	89,5	61,0	41	50



A762427

RUN TEE BULKHEAD ORFS MALE (SAE J1453)
TE PASATABIQUE MACHO ORFS (SAE J1453)

PART. REF.	THREADS		DIMENSIONS mm				
	T ₁ (UNF/S-UN)	T ₂ (UNF/S-UN)	L	L ₁	L ₂	H ₁	H ₃
A762427-04-04	9/16" - 18	9/16" - 18	69,0	47,0	22,5	14	22
A762427-06-06	11/16" - 16	11/16" - 16	78,0	52,0	26,0	19	27
A762427-08-08	13/16" - 16	13/16" - 16	84,5	55,5	29,0	19	30
A762427-10-10	1" - 14	1" - 14	97,5	63,0	34,5	27	35
A762427-12-12	1.3/16" - 12	1.3/16" - 12	110,0	67,5	38,5	32	38
A762427-16-16	1.7/16" - 12	1.7/16" - 12	113,5	71,0	42,5	36	46
A762427-20-20	1.11/16" - 12	1.11/16" - 12	120,5	75,5	45,5	41	50



A762431

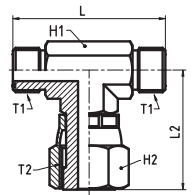
RUN TEE ADJUSTABLE ORFS MALE (SAE J1453)
SAE MALE O-RING BOSS TYPE (SAE J1926)
TE AJUSTABLE ORFS MACHO (SAE J1453)
SAE MACHO TIPO O-RING BOSS (SAE J1926)

PART. REF.	THREADS		DIMENSIONS mm				
	T ₁ (UNF/S-UN)	T ₂ (UNF)	L	L ₁	L ₂	H ₁	H ₃
A762431-04-04	9/16" - 18	7/16" - 20	48,0	26,5	21,5	14	16
A762431-06-06	11/16" - 16	9/16" - 18	59,5	34,5	25,0	19	19
A762431-08-08	13/16" - 16	3/4" - 16	64,5	36,5	28,0	19	24
A762431-10-10	1" - 14	7/8" - 14	79,0	45,5	33,5	27	27
A762431-12-12	1.3/16" - 12	1.1/16" - 12	89,5	52,0	37,5	27	32
A762431-16-16	1.7/16" - 12	1.5/16" - 12	98,5	57,0	41,5	36	38
A762431-20-20	1.11/16" - 12	1.5/8" - 12	105,5	61,0	44,5	41	50

ORFS ADAPTORS

A712424

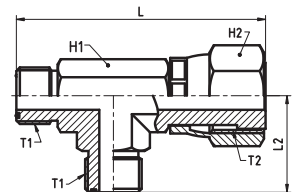
BRANCH TEE ORFS MALE - ORFS FEMALE (SAE J1453)
TE MACHO ORFS - ORFS HEMBRA (SAE J1453)



PART. REF.	THREADS		DIMENSIONS mm			
	T ₁ (UNF/S-UN)	T ₂ (UNF/S-UN)	L	L ₂	H ₁	H ₂
A712424-04-04	9/16" -18	9/16" -18	43,0	26,5	14	19
A712424-06-06	11/16" -16	11/16" -16	50,0	29,0	19	22
A712424-08-08	13/16" -16	13/16" -16	56,0	38,0	19	24
A712424-10-10	1" -14	1" -14	67,0	41,0	27	30
A712424-12-12	1.3/16" -12	1.3/16" -12	75,0	46,5	27	36
A712424-16-16	1.7/16" -12	1.7/16" -12	83,0	53,5	36	41
A712424-20-20	1.11/16" -12	1.11/16" -12	89,0	58,0	41	50

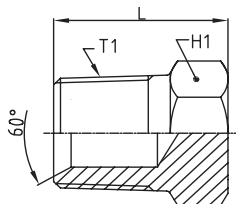
A722424

RUN TEE ORFS MALE - ORFS FEMALE (SAE J1453)
TE MACHO ORFS - ORFS HEMBRA (SAE J1453)



PART. REF.	THREADS		DIMENSIONS mm			
	T ₁ (UNF/S-UN)	T ₂ (UNF/S-UN)	L	L ₂	H ₁	H ₂
A722424-04-04	9/16" - 18	9/16" - 18	48,0	21,5	14	19
A722424-06-06	11/16" - 16	11/16" - 16	54,0	25,0	19	22
A722424-08-08	13/16" - 16	13/16" - 16	66,0	28,0	19	24
A722424-10-10	1" - 14	1" - 14	74,5	33,5	27	30
A722424-12-12	1.3/16" - 12	1.3/16" - 12	84,0	37,5	27	36
A722424-16-16	1.7/16" - 12	1.7/16" - 12	95,0	41,5	36	41
A722424-20-20	1.11/16" - 12	1.11/16" - 12	102,5	44,5	41	50

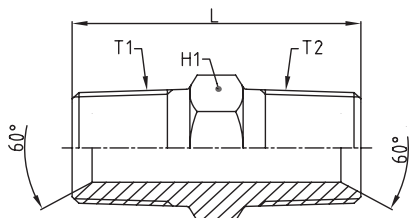
NPTF - NPSM ADAPTORS



NEW **A402800**

MALE PLUG NPTF 60° CONE SEAT (SAE J514)
TAPÓN MACHO NPTF ASIENTO A 60° (SAE J514)

PART. REF.	THREADS	DIMENSIONS mm				
	T1 (NPTF)	L	H1			
A402800-02	1/8"-27	15,2	11			
A402800-04	1/4"-18	21,6	16			
A402800-06	3/8"-18	21,6	19			
A402800-08	1/2"-14	27,9	22			
A402800-12	3/4"-14	29,7	27			
A402800-16	1"-11,5	34,5	33			
A402800-20	1.1/4"-11,5	37,3	44			
A402800-24	1.1/2"-11,5	39,9	50			



NEW **A502828**

STRAIGHT ADAPTOR NPTF MALE 60° CONE SEAT (SAE J514)
ADAPTADOR MACHO RECTO ASIENTO A 60° (SAE J514)

PART. REF.	THREADS		DIMENSIONS mm				
	T1 (NPTF)	T2 (NPTF)	L	H1			
A502828-02-02	1/8"-27	1/8"-27	26,9	11			
A502828-02-04	1/8"-27	1/4"-18	32,0	16			
A502828-04-04	1/4"-18	1/4"-18	36,8	16			
A502828-04-06	1/4"-18	3/8"-18	36,8	19			
A502828-06-06	3/8"-18	3/8"-18	36,8	19			
A502828-06-08	3/8"-18	1/2"-14	43,2	22			
A502828-08-08	1/2"-14	1/2"-14	48,0	22			
A502828-08-12	1/2"-14	3/4"-14	49,8	27			
A502828-12-12	3/4"-14	3/4"-14	49,8	27			
A502828-12-16	3/4"-14	1"-11,5	54,5	35			
A502828-16-16	1"-11.1/2	1"-11,5	59,4	35			
A502828-20-20	1.1/4"-11.1/2	1.1/4"-11,5	63,0	44			
A502828-24-24	1.1/2"-11.1/2	1.1/2"-11,5	66,3	50			

NPTF - NPSM ADAPTORS

A522828

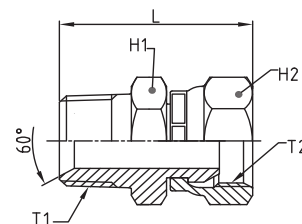
NEW

STRAIGHT ADAPTOR NPTF MALE 60° CONE SEAT (SAE J514)

NPSM SWIVEL FEMALE 60° CONE (SAE J514)

ADAPTADOR MACHO RECTO ASIENTO A 60° (SAE J514)

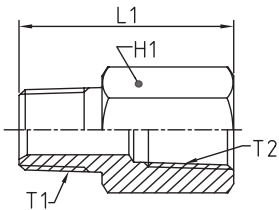
HEMBRA GIRATORIO 60° NPSM (SAE J514)



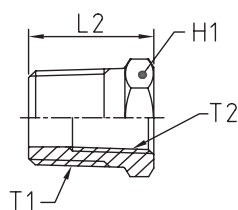
PART. REF.	THREADS		DIMENSIONS mm				
	T1 (NPTF)	T2 (NPSM)	L	H1	H2		
A522828-02-04	1/8"-27	1/4"-18	31,5	17	19		
A522828-04-04	1/4"-18	1/4"-18	36,0	17	19		
A522828-04-06	1/4"-18	3/8"-18	38,6	19	22		
A522828-06-04	3/8"-18	1/4"-18	37,9	19	19		
A522828-06-06	3/8"-18	3/8"-18	38,6	22	22		
A522828-08-06	1/2"-14	3/8"-18	45,0	22	22		
A522828-08-08	1/2"-14	1/2"-14	48,0	27	27		
A522828-08-12	1/2"-14	3/4"-14	53,1	32	32		
A522828-12-08	3/4"-14	1/2"-14	49,0	27	27		
A522828-12-12	3/4"-14	3/4"-14	53,3	32	32		
A522828-12-16	3/4"-14	1"-11,5	54,9	38	38		
A522828-16-12	1"-11,5	3/4"-14	58,2	38	32		
A522828-16-16	1"-11,5	1"-11,5	59,7	38	38		
A522828-20-20	1.1/4"-11,5	1.1/4"-11,5	64,0	44	50		
A522828-24-24	1.1/2"-11,5	1.1/2"-11,5	68,3	54	54		

NPTF - NPSM ADAPTORS

INCREASE ADAPTOR



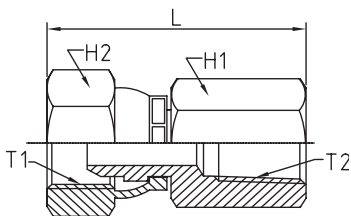
REDUCER BUSHING



NEW **A522834**

INCREASE ADAPTOR / REDUCER BUSHING
NPTF MALE - NPTF FIXED FEMALE (SAE J514)
ADAPTADOR PROLONGADOR / REDUCTOR MACHO NPTF
HEMBRA FIJA NPTF

PART. REF.	THREADS		DIMENSIONS mm				
	T1 (NPTF)	T2 (NPTF)	L1	L2	H1		
A522834-02-04	1/8"-27	1/4"-18	30,7	-	19		
A522834-04-02	1/4"-18	1/8"-27	-	21,6	16		
A522834-04-06	1/4"-18	3/8"-18	36,6	-	22		
A522834-06-04	3/8"-18	1/4"-18	-	21,6	19		
A522834-06-08	3/8"-18	1/2"-14	42,7	-	27		
A522834-08-04	1/2"-14	1/4"-18	-	27,9	22		
A522834-08-06	1/2"-14	3/8"-18	-	27,9	22		
A522834-08-12	1/2"-14	3/4"-14	49,0	-	35		
A522834-12-06	3/4"-14	3/8"-18	-	29,7	27		
A522834-12-08	3/4"-14	1/2"-14	-	29,7	27		
A522834-12-16	3/4"-14	1"-11,5	55,4	-	41		
A522834-16-12	1"-11,5	3/4"-14	-	34,5	35		
A522834-16-20	1"-11,5	1.1/4"-11,5	62,5	-	50		
A522834-20-16	1.1/4"-11,5	1"-11,5	-	37,3	44		
A522834-20-24	1.1/4"-11,5	1.1/2"-11,5	63,5	-	60		
A522834-24-20	1.1/2"-11,5	1.1/4"-11,5	-	39,9	50		



NEW **A512834**

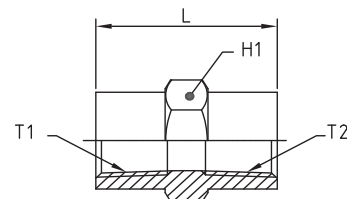
STRAIGHT ADAPTOR NPSM SWIVEL FEMALE 60° CONE (SAE J514)
NPTF FIXED FEMALE (SAE J514)
ADAPTADOR HEMBRA GIRATORIO NPSM ASIENTO A 60° (SAE J514)
HEMBRA FIJO NPTF (SAE J514)

PART. REF.	THREADS		DIMENSIONS mm				
	T1 (NPSM)	T2 (NPTF)	L	H1	H2		
A512834-04-04	1/4"-18	1/4"-18	36,0	19	19		
A512834-04-06	1/4"-18	3/8"-18	37,6	22	19		
A512834-06-06	3/8"-18	3/8"-18	38,1	22	22		
A512834-06-08	3/8"-18	1/2"-14	43,7	27	22		
A512834-08-08	1/2"-14	1/2"-14	46,7	27	27		
A512834-12-12	3/4"-14	3/4"-14	50,0	32	32		
A512834-16-16	1"-11,5	1"-11,5	59,7	38	38		
A512834-20-20	1.1/4"-11,5	1.1/4"-11,5	61,0	50	50		
A512834-24-24	1.1/2"-11,5	1.1/2"-11,5	64,0	54	54		

NPTF - NPSM ADAPTORS

A513434 **NEW**

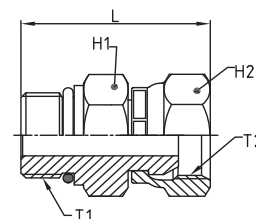
STRAIGHT ADAPTOR NPTF FIXED FEMALE (SAE J514)
ADAPTADOR RECTO HEMBRA FIJO NPTF (SAE J514)



PART. REF.	THREADS		DIMENSIONS mm				
	T1 (UNF)	T2 (NPTF)	L	H1			
A513434-02-02	1/8"-27	1/8"-27	19,0	16			
A513434-04-04	1/4"-18	1/4"-18	28,7	19			
A513434-06-06	3/8"-18	3/8"-18	28,7	22			
A513434-08-08	1/2"-14	1/2"-14	38,1	27			
A513434-12-12	3/4"-14	3/4"-14	38,9	35			
A513434-16-16	1"-11,5	1"-11,5	48,0	41			
A513434-20-20	1.1/4"-11,5	1.1/4"-11,5	49,0	50			
A513434-24-24	1.1/2"-11,5	1.1/2"-11,5	49,0	60			

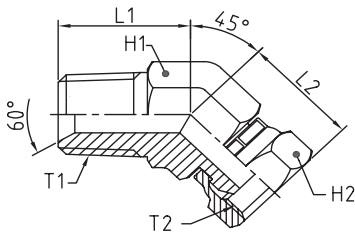
A523028 **NEW**

STRAIGHT ADAPTOR SAE MALE O-RING BOSS TYPE (SAE J1926)
NPSM SWIVEL FEMALE 60° CONE (SAE J514)
ADAPTADOR RECTO MACHO SAE TIPO O-RING BOSS (SAE J1926)
HEMBRA GIRATORIO 60° NPSM (SAE J514)



PART. REF.	THREADS		DIMENSIONS mm				
	T1 (UNF)	T2 (NPSM)	L	H1	H2		
A523028-04-04	7/16"-20	1/4"-18	33,0	14	19		
A523028-05-04	1/2"-20	1/4"-18	32,5	16	19		
A523028-06-04	9/16"-18	1/4"-18	33,8	19	19		
A523028-06-06	9/16"-18	3/8"-18	35,3	19	22		
A523028-08-06	3/4"-16	3/8"-18	36,8	22	22		
A523028-08-08	3/4"-16	1/2"-14	40,1	22	27		
A523028-08-12	3/4"-16	3/4"-14	44,7	27	32		
A523028-10-08	7/8"-14	1/2"-14	42,7	27	27		
A523028-10-12	7/8"-14	3/4"-14	46,5	27	32		
A523028-12-12	1.1/16"-12	3/4"-14	49,5	32	32		
A523028-16-16	1.5/16"-12	1"-11,5	52,3	38	38		

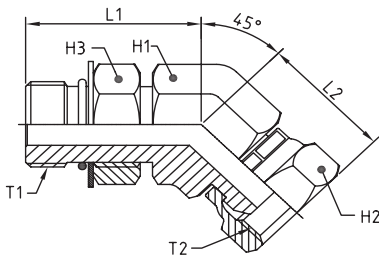
NPTF - NPSM ADAPTORS



NEW **A552828**

**45° ELBOW ADAPTOR NPTF MALE 60° CONE SEAT (SAE J514)
NPSM SWIVEL FEMALE 60° CONE (SAE J514)
ADAPTADOR CODO 45° NPTF MACHO ASIENTO A 60° (SAE J514)
HEMBRA GIRATORIO 60° NPSM (SAE J514)**

PART. REF.	THREADS		DIMENSIONS mm				
	T1 (NPTF)	T2 (NPSM)	L1	L2	H1	H2	
A552828-04-04	1/4"-18	1/4"-18	21,8	23,4	14	19	
A552828-06-06	3/8"-18	3/8"-18	24,1	25,9	19	22	
A552828-06-08	3/8"-18	1/2"-14	24,9	29,5	22	27	
A552828-08-08	1/2"-14	1/2"-14	29,7	29,5	22	27	
A552828-12-12	3/4"-14	3/4"-14	30,5	34,8	27	32	
A552828-16-16	1"-11,5	1"-11,5	37,6	38,1	33	38	
A552828-20-20	1.1/4"-11,5	1.1/4"-11,5	42,4	41,9	41	50	



NEW **A553128**

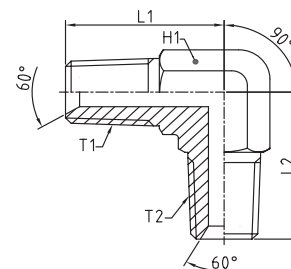
**45° ELBOW ADJUSTABLE ADAPTOR SAE MALE O-RING BOSS
TYPE (SAE J1926) NPSM SWIVEL FEMALE 60° CONE (SAE J514)
ADAPTADOR ADJUSTABLE CODO 45° SAE TIPO O-RING BOSS
(SAE J1916) - HEMBRA GIRATORIO 60° NPSM (SAE J514)**

PART. REF.	THREADS		DIMENSIONS mm				
	T1 (UNF)	T2 (NPSM)	L1	L2	H1	H2	H3
A553128-04-06	7/16"-20	3/8"-18	27,4	26,4	19	22	16
A553128-08-06	3/4"-16	3/8"-18	33,0	27,2	19	22	22
A553128-08-08	3/4"-16	1/2"-14	33,0	29,7	19	27	22
A553128-08-12	3/4"-16	3/4"-14	36,0	34,8	27	32	22
A553128-10-08	7/8"-14	1/2"-14	38,6	29,5	22	27	27
A553128-12-12	1.1/16"-12	3/4"-14	43,9	34,8	27	32	32
A553128-16-16	1.5/16"-12	1"-11,5	47,2	38,1	33	38	38

NPTF - NPSM ADAPTORS

A562828 **NEW**

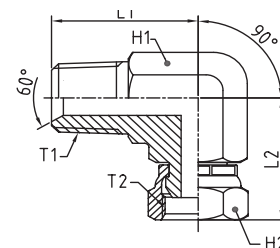
90° ELBOW ADAPTOR NPTF MALE 60° CONE SEAT (SAE J514)
ADAPTADOR MACHO CODO 90° NPTF ASIENTO A 60° (SAE J514)



PART. REF.	THREADS		DIMENSIONS mm				
	T1 (NPTF)	T2 (NPTF)	L1	L2	H1		
A562828-02-02	1/8"-27	1/8"-27	19,8	19,8	11		
A562828-04-04	1/4"-18	1/4"-18	27,7	27,7	14		
A562828-04-06	1/4"-18	3/8"-18	31,0	31,0	19		
A562828-06-06	3/8"-18	3/8"-18	31,0	31,0	19		
A562828-06-08	3/8"-18	1/2"-14	32,5	37,3	22		
A562828-08-08	1/2"-14	1/2"-14	37,3	37,3	22		
A562828-12-12	3/4"-14	3/4"-14	40,4	40,4	27		
A562828-16-16	1"-11.1/2	1"-11.1/2	50,0	50,0	33		
A562828-20-20	1.1/4"-11.1/2	1.1/4"-11.1/2	60,5	60,5	41		

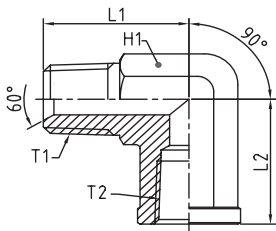
A582828 **NEW**

90° ELBOW ADAPTOR NPTF MALE 60° CONE SEAT (SAE J514)
NPSM SWIVEL FEMALE 60° CONE (SAE J514)
ADAPTADOR MACHO CODO 90° NPTF ASIENTO A 60° (SAE J514)
HEMBRA GIRATORIO 60° NPSM (SAE J514)



PART. REF.	THREADS		DIMENSIONS mm				
	T1 (NPTF)	T2 (NPSM)	L1	L2	H1	H2	
A582828-04-04	1/4"-18	1/4"-18	27,7	27,2	14	19	
A582828-04-06	1/4"-18	3/8"-18	31,0	30,5	19	22	
A582828-06-04	3/8"-18	1/4"-18	31,0	29,5	19	19	
A582828-06-06	3/8"-18	3/8"-18	31,0	30,5	19	22	
A582828-06-08	3/8"-18	1/2"-14	32,5	35,3	22	27	
A582828-08-06	1/2"-14	3/8"-18	37,3	31,8	22	22	
A582828-08-08	1/2"-14	1/2"-14	37,3	35,3	22	27	
A582828-12-12	3/4"-14	3/4"-14	40,4	41,9	27	32	
A582828-16-16	1"-11,5	1"-11,5	50,0	48,0	33	38	
A582828-20-20	1.1/4"-11,5	1.1/4"-11,5	60,5	54,6	41	50	
A582828-24-24	1.1/2"-11,5	1.1/2"-11,5	67,0	58,7	48	54	

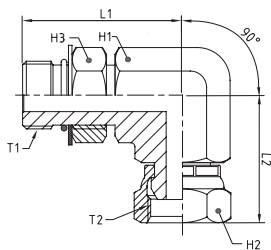
NPTF - NPSM ADAPTORS



NEW **A582834**

**90° ELBOW ADAPTOR NPTF MALE 60° CONE SEAT (SAE J514)
NPTF FIXED FEMALE (SAE J514)
ADAPTADOR MACHO CODO 90° NPTF ASIENTO A 60° (SAE J514)
HEMBRA FIJO NTPF (SAE J514)**

PART. REF.	THREADS		DIMENSIONS mm				
	T1 (NPTF)	T2 (NPTF)	L1	L2	H1		
A582834-02-02	1/8"-27	1/8"-27	19,8	16,8	14		
A582834-02-04	1/8"-27	1/4"-18	22,9	22,4	19		
A582834-04-02	1/4"-18	1/8"-27	27,7	17,0	14		
A582834-04-04	1/4"-18	1/4"-18	27,7	22,4	19		
A582834-04-06	1/4"-18	3/8"-18	31,0	25,9	22		
A582834-06-04	3/8"-18	1/4"-18	31,0	25,7	19		
A582834-06-06	3/8"-18	3/8"-18	31,0	25,9	22		
A582834-06-08	3/8"-18	1/2"-14	32,5	31,2	27		
A582834-08-06	1/2"-14	3/8"-18	37,3	25,9	22		
A582834-08-08	1/2"-14	1/2"-14	37,3	31,2	27		
A582834-12-12	3/4"-14	3/4"-14	40,4	34,5	33		
A582834-16-16	1"-11,5	1"-11,5	50,0	41,2	41		
A582834-20-20	1.1/4"-11,5	1.1/4"-11,5	60,5	43,2	48		
A582834-24-24	1.1/2"-11,5	1.1/2"-11,5	67,0	52,8	65		



NEW **A583128**

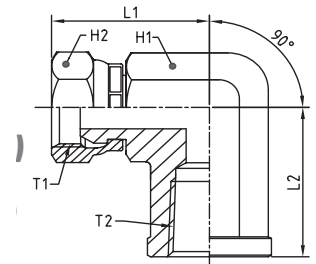
**90° ELBOW ADJUSTABLE ADAPTOR SAE MALE O-RING BOSS TYPE
(SAE J1926) NPSM SWIVEL FEMALE 60° CONE (SAE J514)
ADAPTADOR MACHO ADJUSTABLE CODO 90° SAE TIPO O-RING BOSS
(SAE J1916) - HEMBRA GIRATORIO 60° NPSM (SAE J514)**

PART. REF.	THREADS		DIMENSIONS mm				
	T1 (UNF)	T2 (NPSM)	L1	L2	H1	H2	H3
A583128-04-04	7/16"-20	1/4"-18	26,2	24,9	11	19	16
A583128-06-04	9/16"-18	1/4"-18	31,8	27,2	14	19	19
A583128-06-06	9/16"-18	3/8"-18	31,8	28,2	14	22	19
A583128-08-06	3/4"-16	3/8"-18	36,8	30,5	19	22	22
A583128-08-08	3/4"-16	1/2"-14	36,8	33,5	19	27	22
A583128-08-12	3/4"-16	3/4"-14	41,2	41,9	27	32	22
A583128-10-08	7/8"-14	1/2"-14	43,2	35,3	22	27	27
A583128-10-12	7/8"-14	3/4"-14	45,2	41,2	27	32	27
A583128-12-12	1.1/16"-12	3/4"-14	49,3	41,9	27	32	32
A583128-16-16	1.5/16"-12	1"-11.1/2	52,0	48,0	33	38	38

NPTF - NPSM ADAPTORS

A572834 **NEW**

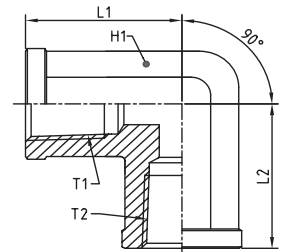
90° ELBOW ADAPTOR NPSM SWIVEL FEMALE 60° CONE (SAE J514)
 NPTF FIXED FEMALE (SAE J514)
 ADAPTADOR HEMBRA CODO 90° NPSM GIRATORIO ASIENTO A 60°
 (SAE J514) HEMBRA FIJO NPTF (SAE J514)



PART. REF.	THREADS		DIMENSIONS mm				
	T1 (NPSM)	T2 (NPTF)	L1	L2	H1	H2	
A572834-04-04	1/4"-18	1/4"-18	30,0	22,4	19	19	
A572834-06-06	3/8"-18	3/8"-18	32,3	25,9	22	22	
A572834-08-08	1/2"-14	1/2"-14	38,6	31,2	27	27	
A572834-12-12	3/4"-14	3/4"-14	46,2	34,5	33	32	
A572834-16-16	1"-11,5	1"-11,5	52,8	41,5	41	38	
A572834-20-20	1.1/4"-11,5	1.1/4"-11,5	57,2	43,2	48	50	
A572834-24-24	1.1/2"-11,5	1.1/2"-11,5	71,9	52,8	65	54	

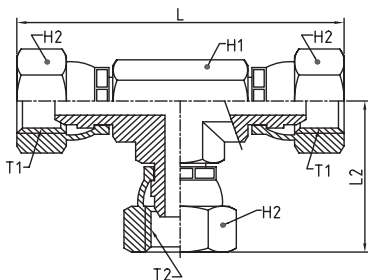
A573434 **NEW**

90° ELBOW ADAPTOR NPTF FIXED FEMALE (SAE J514)
 ADAPTADOR CODO 90° HEMBRA FIJO NPTF (SAE J514)



PART. REF.	THREADS		DIMENSIONS mm				
	T1 (NPTF)	T2 (NPTF)	L1	L2	H1		
A573434-02-02	1/8"-27	1/8"-27	16,8	16,8	14		
A573434-02-04	1/8"-27	1/4"-18	22,4	22,4	19		
A573434-04-04	1/4"-18	1/4"-18	22,4	22,4	19		
A573434-06-06	3/8"-18	3/8"-18	25,9	25,9	22		
A573434-06-08	3/8"-18	1/2"-14	31,2	31,2	27		
A573434-08-08	1/2"-14	1/2"-14	31,2	31,2	27		
A573434-12-12	3/4"-14	3/4"-14	34,5	34,5	33		
A573434-16-16	1"-11,5	1"-11,5	41,2	41,2	41		
A573434-20-20	1.1/4"-11,5	1.1/4"-11,5	43,2	43,2	48		
A573434-24-24	1.1/2"-11,5	1.1/2"-11,5	52,8	52,8	65		

NPTF - NPSM ADAPTORS

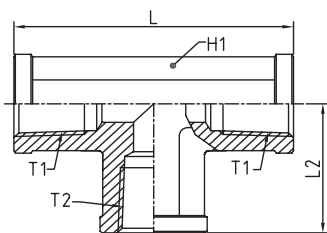


NEW

A732828

UNION TEE NPSM SWIVEL FEMALE 60° CONE (SAE J514)
TE HEMBRA NPSM GIRATORIO 60° (SAE J514)

PART. REF.	THREADS		DIMENSIONS mm				
	T1 (NPSM)	T2 (NPSM)	L	L2	H1	H2	
A732828-04-04	1/4"-18	1/4"-18	54,4	27,2	14	19	
A732828-06-06	3/8"-18	3/8"-18	61,0	30,5	19	22	
A732828-08-08	1/2"-14	1/2"-14	70,6	35,3	22	27	
A732828-12-12	3/4"-14	3/4"-14	83,8	41,9	27	32	
A732828-16-16	1"-11,5	1"-11,5	96,0	48,0	33	38	
A732828-20-20	1.1/4"-11,5	1.1/4"-11,5	109,2	54,6	41	50	



NEW

A733434

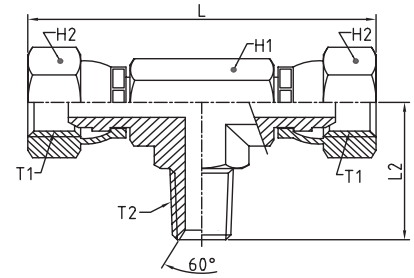
UNION TEE NPTF FIXED FEMALE (SAE J514)
TE HEMBRA NPSM FIJO (SAE J514)

PART. REF.	THREADS		DIMENSIONS mm				
	T1 (NPTF)	T2 (NPTF)	L	L2	H1		
A733434-02-02	1/8"-27	1/8"-27	33,5	16,8	14		
A733434-04-04	1/4"-18	1/4"-18	44,7	22,4	19		
A733434-06-06	3/8"-18	3/8"-18	51,8	25,9	22		
A733434-08-08	1/2"-14	1/2"-14	62,5	31,2	27		
A733434-12-12	3/4"-14	3/4"-14	69,0	34,5	33		
A733434-16-16	1"-11.1/2	1"-11.1/2	82,3	41,2	41		
A733434-20-20	1.1/4"-11.1/2	1.1/4"-11.1/2	86,4	43,2	48		
A733434-24-24	1.1/2"-11.1/2	1.1/2"-11.1/2	105,7	52,8	65		

NPTF - NPSM ADAPTORS

A742828 **NEW**

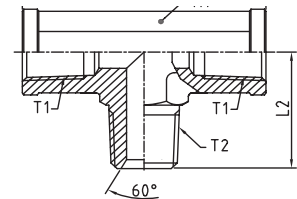
BRANCH TEE NPSM SWIVEL FEMALE 60° CONE (SAE J514)
 NPTF MALE 60° CONE SEAT (SAE J514)
 TE HEMBRA NPSM GIRATORIO 60° (SAE J514)
 MACHO NPTF ASIENTO A 60° (SAE J514)



PART. REF.	THREADS		DIMENSIONS mm				
	T1 (NPSM)	T2 (NPTF)	L	L2	H1	H2	
A742828-04-04	1/4"-18	1/4"-18	54,4	27,7	14	19	
A742828-06-06	3/8"-18	3/8"-18	61,0	31,0	19	22	
A742828-08-08	1/2"-14	1/2"-14	70,6	37,3	22	27	
A742828-12-12	3/4"-14	3/4"-14	83,8	40,4	27	32	
A742828-16-16	1"-11,5	1"-11,5	96,0	50,0	33	38	
A742828-20-20	1.1/4"-11,5	1.1/4"-11,5	109,2	60,5	41	50	

A742834 **NEW**

BRANCH TEE NPTF FIXED FEMALE (SAE J514)
 NPTF MALE 60° CONE SEAT (SAE J514)
 TE HEMBRA NPTF FIJO (SAE J514) -
 MACHO NPTF ASIENTO A 60° (SAE J514)



PART. REF.	THREADS		DIMENSIONS mm				
	T1 (NPTF)	T2 (NPTF)	L	L2	H1	H2	
A742834-02-02	1/8"-27	1/8"-27	33,5	19,8	14		
A742834-04-04	1/4"-18	1/4"-18	44,7	27,7	19		
A742834-06-06	3/8"-18	3/8"-18	51,8	31,0	22		
A742834-08-08	1/2"-14	1/2"-14	62,5	37,3	27		
A742834-12-12	3/4"-14	3/4"-14	69,0	40,4	33		
A742834-16-16	1"-11,5	1"-11,5	82,3	50,0	41		